

## OVERVIEW

The nLight **nCM 10** Series Extended Range 360° occupancy sensor utilizes Passive Infrared (PIR) technology to provide maximum viewing from the ceiling. When mounted at 9 ft (2.74 m), this sensor views up to 28 ft (8.53 m) in all directions. Its circular coverage pattern is 56 ft (17.07 m) in diameter and is designed for detection of walking type motions.

The **nCM 10** is ideal for T-shaped intersections in corridors or other areas where wall mounting a sensor is not practical. Spaces with low ceiling heights are also best covered by the **nCM 10**. For example, when mounted at the 7 ft (2.13 m) ceiling height of many distribution center pick aisles, the **nCM 10** provides a 32 ft (9.75 m) diameter pattern of coverage. Additionally, the **nCM 10** may be used in combination with other nLight sensors to customize coverage for very large or irregularly shaped spaces. In applications where detection of minor motion is also required, use the **nCM PDT 10** Series Dual Technology occupancy sensor.

## FEATURES

- PIR Occupancy Detection
- 360° Coverage
- Communicates w/ nLight Network
- Integrated On/Off Photocell
- Remotely Configurable/Upgradeable
- Push-Button Programmable
- Adjustable Time Delay
- 100 Hr Lamp Burn-in Timer

## SPECIFICATIONS

Size:	4.55" Dia. (11.56 cm) 1.55" Deep (3.94 cm)
Weight:	6 oz
Mounting:	Ceiling Tile Surface 3.5" Octagon Box Single Gang Handy Box
Color:	White
nLight Network Ports:	2 RJ-45
Power Consumption:	< 3 mA
Dimming Load (ADC):	Sinks <20 mA; ~40 Ballasts @ .5 mA each

AcuityControls™

nLight®

**nCM 10**  
Extended Range 360° Sensor



## Warranty

Five-year limited warranty. Complete warranty terms located at:

[www.acuitybrands.com/CustomerResources/Terms\\_and\\_conditions.aspx](http://www.acuitybrands.com/CustomerResources/Terms_and_conditions.aspx)

**Note:** Actual performance may differ as a result of end-user environment and application.

Specifications subject to change without notice.

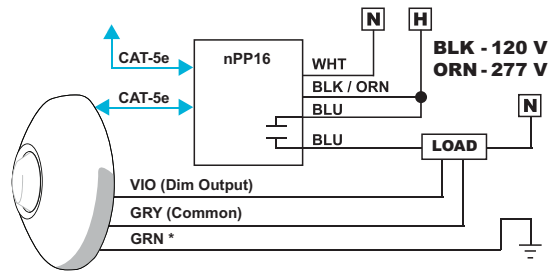
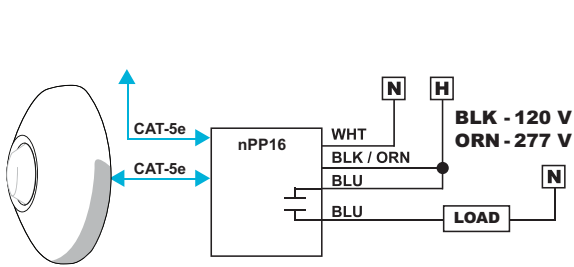


## ORDERING INFORMATION

nCM 10		Example: nCM 10 ADC	
Series	Daylighting	Temp/Humidity	
nCM 10 Extended Range 360° Sensor	[blank] None ADCX Auto Dimming Control Photocell (no wires) ADC Auto Dimming Control Photocell (with 0-10VDC wires)	[blank] Standard LT Low temp	

## WIRING (DO NOT WIRE HOT)

T568B pin/pair assignment is recommended for all CAT-5e cables. Sensor power is provided via the CAT-5e connection to an nLight power pack/supply, nLight-enabled digital luminaire, or nLight Bridge.



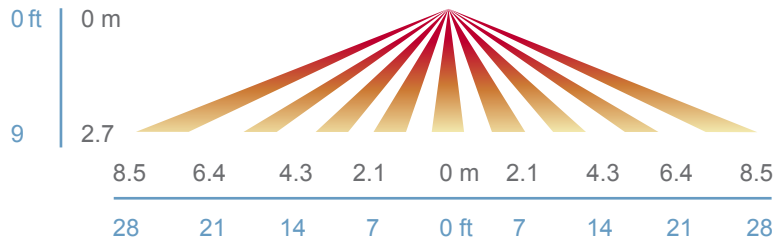
\*Note: A green wire is available for an optional connection to an approved ground. This wire is isolated from the class 2 circuitry of the sensor. Connection will provide improved network protection in case of accidental landing of line voltage to VIOLET or GRAY dimming wires. If an approved ground is not available the green wire should be capped.

## COVERAGE PATTERN

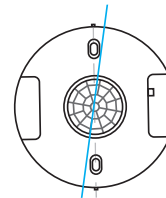
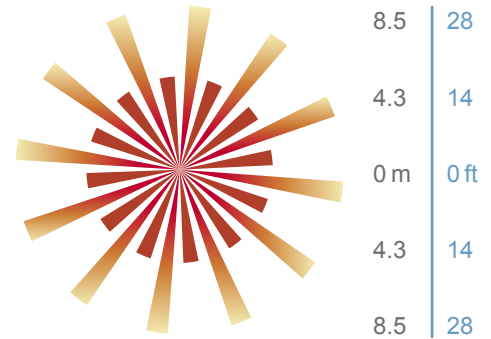
### EXTENDED RANGE 360° LENS

- Best choice for large motion (e.g. walking) detection
- Viewing angle of 67° in a 360° conical shaped pattern
- Provides 28 ft (8.53 m) radial coverage when mounted to standard 9 ft (2.74 m) ceiling
- 7 to 15 ft (2.13 to 4.57 m) mounting heights provide 16 to 36 ft (4.88 to 10.97 m) radial coverage

### SIDE VIEW



### TOP VIEW



Note: Sensor's screw axis is offset 7.5° from a long detection segment