

FEATURES & SPECIFICATIONS

INTENDED USE — Recessed housing rated IC. For remodel construction only.

Approved for factory assembled wiring only.

Approved for direct burial in insulation.

CONSTRUCTION — Air-tight standard. Tested to meet current energy codes.

Aluminum housing with three remodel clips for installation in existing plaster, sheet rock or mechanical ceiling.

Heavy-gauge galvanized steel raceway arm.

Galvanized steel junction box with four built-in Romex clamps. Five 1/2" knockouts with slots for pryout. Not suitable for pulling wires.

Rated for 90° C.

Ground wire provided.

Removable J-box doors for easy access.

Trim retention (clips): Retaining clips riveted to top of reflector hold trim inside housing.

Trim retention (TOR): Two-side mounted torsion springs on the trim and 2 receiving brackets in the can ensure a consistently tight fit with the ceiling.

ELECTRICAL — Durable medium base porcelain socket with nickel plated copper alloy screw shell and contact.

Socket clips to top of housing to prevent paint overspray in socket screw shell.

Socket attaches to reflector to ensure proper and consistent lamp position.

Thermal protection provided against improper lamp usage.

120 volt only.

INSTALLATION — Air-tight housing suitable for air-tight installations. Refer to energy codes for proper installations.

2 x 8 existing ceiling or T-bar ceiling panel installation.

Clip adjustment on housing (up to 1/2") allows for flush mounting with ceiling face.

LISTINGS — UL Listed to US and Canadian safety standards. Damp location listing (See trim selection for wet location listing).

WARRANTY — 1-year limited warranty. Complete warranty terms located at www.acuitybrands.com/CustomerResources/Terms_and_conditions.aspx

Actual performance may differ as a result of end-user environment and application.

Note: Specifications subject to change without notice.

Catalog Number
Notes
Type

5" Housing

L5R

INCANDESCENT

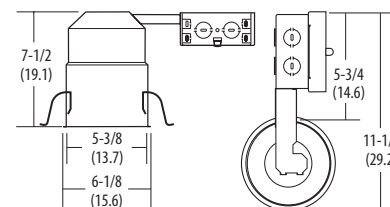
IC
Remodel Construction



Specifications

- Height: 7-1/2 (19.1)
- Length: 11-1/2 (29.2)
- Width: 5-3/4 (14.6)
- Ceiling opening: 5-5/8 (14.3)
- Ceiling cutout template: 5.39

All dimensions are inches (centimeters) unless otherwise specified.



ORDERING INFORMATION For shortest lead times, configure product using **bolded options**.

Example: L5R R6







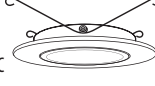


L5R	Options	Packaging
L5R	<u>Shipped installed in fixture</u> PHC Poke-home wire connector	R6 Resale pack of six U Unit

Accessories: Order as separate catalog number.
ATK5 5" Airtight trim kit

Notes

See trim summary on reverse side for maximum wattages.

L5R 5" Remodel Housing

Description Catalog number	Maximum wattage ¹	Description Catalog number	Maximum wattage ¹	Description Catalog number	Maximum wattage ¹	Description Catalog number	Maximum wattage ¹
General/Task							
Open Wide Flange 501	White	Baffle Narrow Flange ⁴ 5B1 5B1W	Black White	Eyeball Narrow Flange 5E1 5E1MW 5E1ORB 5E1BZA 5E1BN	White Matte white Oil-rubbed bronze Antique bronze Brushed nickel	WETlite™ 5H20 TOR 5H20MW TOR 5H20ORB TOR 5H20BZA TOR 5H20BN TOR	White Matte white Oil-rubbed bronze Antique bronze Brushed nickel
	50 R20 65 BR30 75 PAR30		50 R20 50 PAR20 75 PAR30 ²		50 R20 65 BR30 50 PAR20 ³ 75 PAR30 ³		75 PAR38
IC/Non IC		IC/Non IC		IC/Non IC		IC/Non IC	
Open Narrow Flange 502 TOR 502A PFMW TOR R6	White Diffuse, matte white plastic flange	Baffle Deep Narrow Flange 5B2 TOR 5B2W TOR 5B2MW TOR 5B2 TRMW TOR 5B2ORB TOR 5B2BZA TOR 5B2BN TOR	Black, white flange White Matte white Black, matte white flange Oil-rubbed bronze Antique bronze Brushed nickel	Gimbal 5G1 TOR	White	Drop Lens Narrow Flange 5LD1	Opal
	50 R20 65 BR30 75 PAR30 ²		50 R20 (white only) 65 BR30 (white only) 75 PAR30 (white only) 50 PAR30 60 PAR38		75 PAR30 ⁶		40 A19
IC/Non IC		IC/Non IC		IC/Non IC		IC/Non IC	
Open Narrow Flange 502A 502AZ 502BLZ	Clear diffuse Clear specular anodized Black specular anodized						
	50 R20 65 BR30 75 PAR30 ² 60 PAR38 ³						
IC/Non IC							

Notes

- 1 Maximum wattage listed. Lower wattage lamps may be used.
- 2 Short neck.
- 3 Anodized finishes only.
- 4 Shallow trims may be used for lower lamp position.
- 5 Long neck.
- 6 Long or short neck.
- 7 Lens trim is wet location listed. All others are damp location.

L Series Baffle Wide Flange LED Module (Damp location)



Example: 5BLMW LED
L5R¹

ORDERING INFORMATION For shortest lead times, configure product using **bolded options**.

5BLMW		LED		
Series/Finish		Lamp/Lumen ²	Color temperature	Voltage
Series SBL	5" baffle LED module	LED 600 lumens	(blank) 3000K	(blank) 120V
Finish MW	Matte white			

Notes

- 1 L5R must be ordered on a separate line.
- 2 Total system delivered lumens.

Additional Notes

- Actual performance may differ as a result of end-user environment and application.
- Actual wattage may differ by +/-5% when operating at 120V +/-10%.

L5R 5" Remodel Housing

P Series Open and Baffle Wide Flange LED Modules (Wet Location)



Example: 5BP TRMW LED 27K 90CRI
L5R¹

ORDERING INFORMATION

Lead times will vary depending on options selected. Consult with your sales representative.

Series/Finish	Lamp	CCT / CRI / W / Lumens ²	Voltage
SBPMW 5" Baffle LED module, matte white	LED	(blank) 3000 K / 83CRI / 10.6W / 620L	(blank) 120V
SBP TRMW 5" Baffle LED module, black baffle, matte white flange		27K 90CRI 2700 K / 93CRI / 11.2W / 600L	
SBPBN 5" Baffle LED module, brushed nickel		30K 90CRI 3000 K / 93CRI / 11.2W / 600L	
SBPORB 5" Baffle LED module, oil-rubbed bronze		40K 90CRI 4000 K / 92CRI / 9.9W / 650L	
SOPA 5" Open LED module, clear diffuse			
SOPA Z 5" Open LED module, clear specular			
SOPA TRMW 5" Open LED module, clear diffuse, matte white flange			
SOPA Z TRMW 5" Open LED module, clear specular, matte white flange			

Notes

- L5R must be ordered on separate line.
- Total system delivered lumens.

Additional Notes

- Actual performance may differ as a result of end-user environment and application.
- Actual wattage may differ by +/-5% when operating at 120V +/-10%.

LED Gimbal Module (Damp location)



Example: 5G1MW LED
L5R¹

ORDERING INFORMATION

For shortest lead times, configure product using **bolded options**.

5G1		LED		
Series/Finish		Lamp/Lumen ²	Color temperature	Voltage
<u>Series</u>	<u>Finish</u>	LED 600 lumens, 10.8 watts	(blank) 3000K	(blank) 120V
5G1 5" Gimbal module	MB Matte black BN Brush nickel ORB Oil-rubbed bronze			

Notes

- L5R must be ordered on a separate line.
- Total system delivered lumens.

Additional Notes

- Actual performance may differ as a result of end-user environment and application.
- Actual wattage may differ by +/-5% when operating at 120V +/-10%.