

Catalog Number
Notes
Type

FEATURES & SPECIFICATIONS

INTENDED USE — The 3" Wafer-Thin LED recessed downlight with remote driver box combines high quality light output and efficiency while eliminating the pot light housing for competitive affordability. This innovative wafer-slim Type IC design allows easy installation for new construction or remodel from below the ceiling without the requirement of a pot light housing for insulation. The LED module maintains at least 70% light output for 36,000 hours. These LED Wafer downlights are intended for closets, attics, hallways, bathrooms, kitchens, basements, soffits, entry ways, porches, garages, stairwells, corridors, nursing/retirement homes, condos, elevators, apartments, and any other small areas.

CONSTRUCTION — IC rated driver and fixture - approved for direct contact with insulation. Aluminum die cast outer frame. Durable, powder coat paint to prevent rust. Round fixture with integral edge-lit LED's. Plenum rated cable connector to connect from module to remote driver box. Isolated driver integrated inside steel remote box with four 7/8" knockouts with slots for pryout. Not suitable for pulling wires.

INSTALLATION — Ideal for shallow ceiling plenum; no housing required. Steel spring clip for easy installation. 3" cut out template is provided to ensure a correct sized hole is cut into ceiling for proper installation of the trim. Size of hole should not exceed 3 1/8 inches for this product.

OPTICS — Wafer-Thin downlight edge-lit LED technology uses light guided plate to distribute light. Polycarbonate lens provides even illumination throughout the space. Utilized 3000K and 4000K color temperature LEDs.

ELECTRICAL — Connect directly to 120V power supply via provided UL recognized driver. Driver and Fixture Wet location approved and IC rated. High efficient driver with power factor > 0.9. Ambient operating temperature: -40°F (-40°C) to +104°F (+40°C). Dimming down to 10% (See page 2 for recommended dimmers). Standard input wattage is 8W, 68 lumens per watt. Actual wattage may differ by +/- 5% when operating at 120V +/- 10%.

LISTINGS — CSA certified to US and Canadian safety standards. ENERGY STAR® qualified. Wet location. Air Tight certified in accordance with ASTM E283-2004.

WARRANTY — 5-year limited warranty. Complete warranty terms located at: www.acuitybrands.com/CustomerResources/Terms_and_conditions.aspx

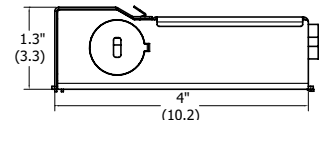
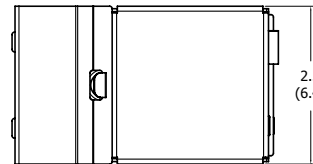
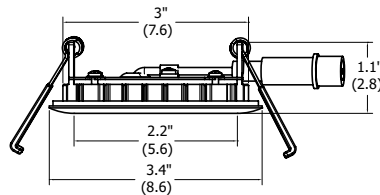
Note: Actual performance may differ as a result of end-user environment and application. All values are design or typical values, measured under laboratory conditions at 25 °C. Specifications subject to change without notice.

Wafer LED Recessed Downlight WF3 3" LED Module

IC/Non-IC
New Construction/Remodel



Specifications	
Aperture:	2.2 (5.6)
Ceiling opening:	3 (7.6)
Overlap trim:	3.4 (8.6)
Height:	1.1 (2.8)




All dimensions are inches (centimeters) unless otherwise indicated.

ORDERING INFORMATION For shortest lead times, configure product using **standard options (shown in bold)**.

Example: WF3 LED 30K MW

WF3	LED	CCT/CRI/W/Lumens ¹		Finish
Series	Lamp			
WF3 3" wafer-thin LED downlight	LED LED	30K 3000K/80CRI/8W/550L		MW Matte white
		40K 4000K/80CRI/7.9W/590L		MB Matte black
				BN Brushed nickel
				ORB Oil-rubbed bronze

Accessories: Order as separate catalog number.	
WF3 PAN R12	3" new construction pan, retail pack of 12
WFJB R4	Remodel joist bar, retail pack of 4
WFEXC6 U	6' FT4 cable
WFEXC10 U	10' FT4 cable
WFEXC20 U	20' FT4 cable



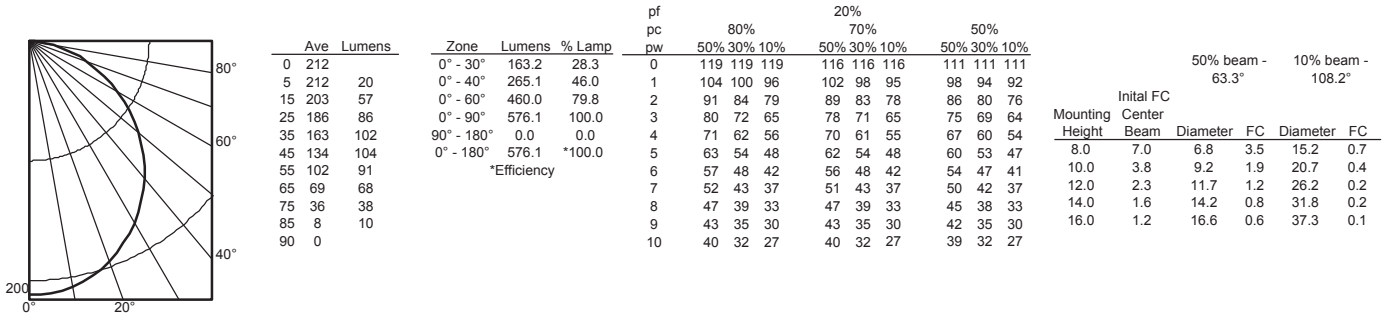
Notes
1 Total system delivered lumens.

WF3 3" LED Wafer Module

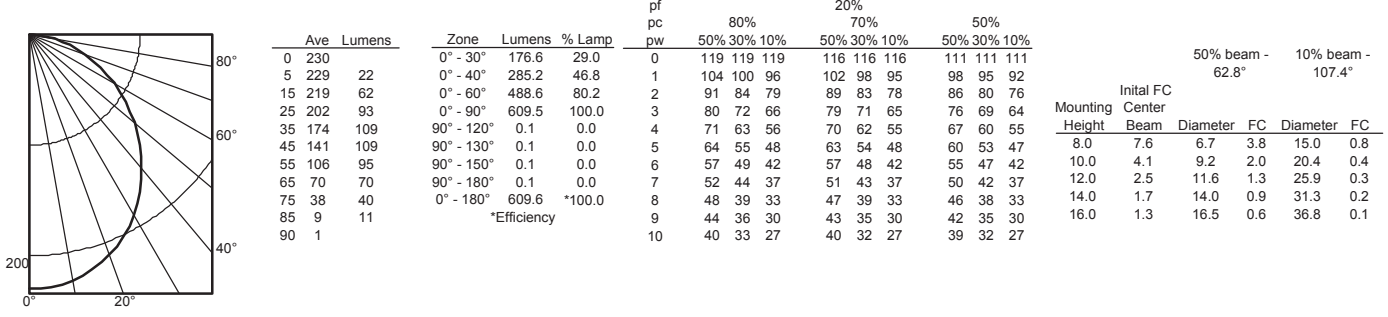
PHOTOMETRICS

Distribution Curve	Distribution Data	Output Data	Coefficient of Utilization	Illuminance Data at 30" Above Floor for a Single Luminaire
--------------------	-------------------	-------------	----------------------------	--

WF3 LED 30K, 3000 K LEDs, 8 watts, 550 lumens, 68.8 lm/w, test no. ISF 30891



WF3 LED 40K, 4000 K LEDs, 7.9 watts, 590 lumens, 74.7 lm/w, test no. ISF 31230



DIMMER COMPATIBILITY

COMPATIBLE DIMMERS				
Insteon	Leviton	Lutron	Sensorswitch	Synergy/Leviton
2477D	6633-PA	CTL-153P-WH	nSP5 PCD 2W	ISD 600 I 120/IP106
	IPL06-LED/INC mode	DV-603P-LA	nSP5 PCD ELV 120	ISD 400 ELV 120/IPE04
	6615-P	CT-603PR-WH		
		DVELV-300P		
		NTELV-300P		
		NLV600		
		300P-SELV		
		DV-600P		

WF3 3" LED Wafer Module

ENERGY DATA

3" ENERGY DATA - 3000K	
Lumens	550
Color temperature	3000K
CRI	80
Lumens/Watt	68.75
Min. starting temperature	-40°C (-40°F)
EMI/RFI	FCC Title 47 CFR, Part 15, Class B
Sound rating	Class A standards
Input voltage	120V
Min. power factor	0.97
Input frequency	50/60 Hz
Rated wattage	8
Input power	8W
Input current	0.07A

LED lighting facts®
A Program of the U.S. DOE

Light Output (Lumens) 550
Watts 8
Lumens per Watt (Efficacy) 68.75

Color Accuracy
Color Rendering Index (CRI) 80

Light Color
Correlated Color Temperature (CCT) 3000 (Bright White)

2700K 3000K 4500K 6500K

All results are according to IESNA LM-79-2008: *Approved Method for the Electrical and Photometric Testing of Solid-State Lighting*. The U.S. Department of Energy (DOE) verifies product test data and results.

Visit www.lightingfacts.com for the *Label Reference Guide*.

Registration Number: NJSM-VJQL2 (5/17/2016)
Model Number: WF3 LED 30K
Type: Luminaire - Downlight

3" ENERGY DATA - 4000K	
Lumens	590
Color temperature	4000K
CRI	80
Lumens/Watt	74.6835443
Min. starting temperature	-40°C (-40°F)
EMI/RFI	FCC Title 47 CFR, Part 15, Class B
Sound rating	Class A standards
Input voltage	120V
Min. power factor	0.97
Input frequency	50/60 Hz
Rated wattage	7.9
Input power	7.9W
Input current	0.07A

LED lighting facts®
A Program of the U.S. DOE

Light Output (Lumens) 590
Watts 7.9
Lumens per Watt (Efficacy) 74.68

Color Accuracy
Color Rendering Index (CRI) 80

Light Color
Correlated Color Temperature (CCT) 4000 (Bright White)

2700K 3000K 4500K 6500K

All results are according to IESNA LM-79-2008: *Approved Method for the Electrical and Photometric Testing of Solid-State Lighting*. The U.S. Department of Energy (DOE) verifies product test data and results.

Visit www.lightingfacts.com for the *Label Reference Guide*.

Registration Number: NJSM-2EYQCM (6/22/2016)
Model Number: WF3 LED 40K
Type: Luminaire - Downlight