





Shown actual size: Nova dimmer and 1-gang Architectural wallplate in White (WH).

Product family features

- Slide adjusts light to suit any activity
- Full family of controls plus matching fan controls, switches and wiring devices
- Does not mount with Nova T☆® under common wallplate
- Voltage compensation maintains stable light levels, despite line voltage variations
- Mechanical air-gap to disconnect load power
- 100% factory tested
- Original thick profile does not fit flush against the wall, for thinner profile, see Nova T☆ on pg. 26
- Coordinating wallplate included
- Custom engraving and custom coloring available for wallplates, see pg. 155

Control types

-  Single-pole (one location)
-  3-way or 4-way (two or more locations)

Direct load type compatibility

-  Incandescent/halogen lighting
-  Magnetic low-voltage lighting
-  Electronic low-voltage lighting
-  Neon/cold cathode lighting
-  Fluorescent lighting
-  LED lighting
-  Ceiling fans

Load types requiring load interface

Lighting load interfaces may be applicable for some load type, voltage and capacity combinations. For additional information, see pg. 174.

Available finishes

Use **BOLD** color code in model number (Example: N-600-**BE**)

Architectural matte finishes*



WH
White



LA
Light Almond



AL
Almond



BE
Beige



IV
Ivory



TP
Taupe



GR
Gray



SI
Sienna



BR
Brown



BL
Black

*Coordinating wallplate included with Architectural matte controls.

Dimmers

Slide-to-off dimmers/single-pole



- Slide up to brighten; down to dim
- Standard size dimmer shown
- Higher capacity loads require large controls, see below

Switches and fan controls

Linear-slide switches



- Slide up to on; down to off

Preset dimmers/3-way



- Slider button turns lights on/off
- Slide up to brighten; down to dim
- Standard size dimmer shown
- Higher capacity loads require large controls, see below

Slide-to-off fan controls



- Slide up to on/increase speed; down to decrease speed/off
- Fully variable control for use with multiple ceiling paddle fans or exhaust fans
- Standard size fan control shown
- Higher capacity loads require large controls, see below

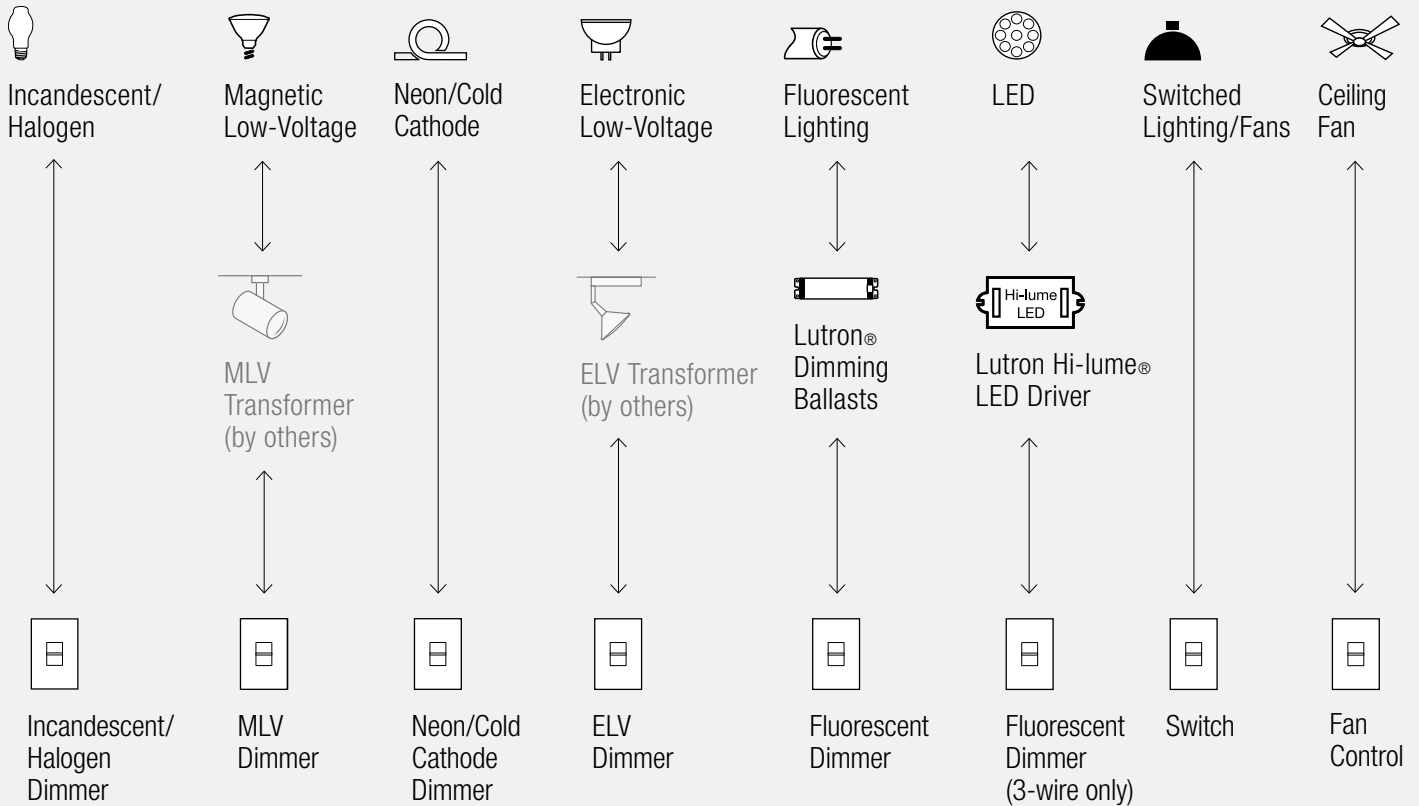


Large control

- Higher capacity dimmers require larger heat sink behind wallplate
- Large controls available as preset dimmer, slide-to-off dimmer or fan control
- Large control measures 4.56 in x 4.56 in
- Requires large wallplate
- Most can fit in a 1-gang electrical backbox

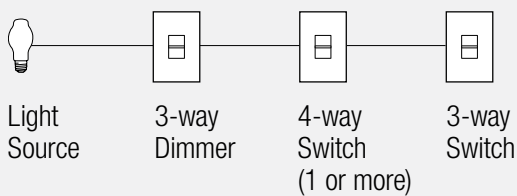
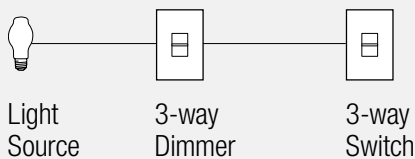
Connections overview

Load connections*



Control types (for 2 or more locations)

Dim from one location, switch from the others



For more information on ballasts, visit www.lutron.com/ballasts.

For more information on LED drivers, visit www.lutron.com/LED.

*For illustration purposes only. Consult model number pages for specific voltage and capacity information.

Dimmer model numbers



Incandescent/halogen dimmers

(small and large controls)

Slide-to-off dimmers

Single-pole (small) 120V 600W	N-600- AA ²
Single-pole (small) 120V 1000W	N-1000- AA ²
Single-pole (large) 120V 1500W	N-1500- AA ²
Single-pole (large) 120V 2000W	N-2000- AA ²

Preset dimmers

3-way/single-pole (small) 120V 600W	N-603P- AA ²
3-way/single-pole (small) 120V 1000W	N-1003P- AA ²
3-way/single-pole (large) 120V 1500W	N-1503P- AA ²
3-way/single-pole (large) 120V 2000W	N-2003P- AA ²

For 3-way and 4-way switching, use N-3PS-, N-4PS- or other mechanical switches.



Magnetic low-voltage and/or



Neon/cold cathode dimmers*

(small and large controls)

Slide-to-off dimmers

Single-pole (small) 120V 600VA (450W)	NLV-600- AA ²
Single-pole (large) 120V 1000VA (800W)	NLV-1000- AA ²
Single-pole (large) 120V 1500VA (1200W)	NLV-1500- AA ²

For neon/cold cathode dimming, consult Lutron® Technical Support: Application note #25.

AA²: Architectural matte color codes, see pg. 35
(1-gang wallplate included)



Magnetic low-voltage dimmers

(small and large controls)

Preset dimmers

3-way/single-pole (small) 120V 600VA (450W)	NLV-603P- AA ²
3-way/single-pole (small) 120V 1000VA (800W)	NLV-1003P- AA ²
3-way/single-pole (large) 120V 1500VA (1200W)	NLV-1503P- AA ²
3-way/single-pole (large) 120V 2000VA (1600W)	NLV-2003P- AA ²

For 3-way and 4-way switching, use N-3PS-, N-4PS- or other mechanical switches.

The stated VA (Volt-Ampere) rating includes the magnetic transformer heat losses and the lamp load. The stated W (Watt) rating is the maximum lamp wattage based on assumed 20% transformer loss.



Electronic low-voltage dimmer*

(small control)

Slide-to-off dimmer

Single-pole 120V 450W	NELV-450- AA ²
--------------------------	----------------------------------

Only certain LED drivers are dimmable using an ELV dimmer, for more information visit

www.lutron.com/LED.

Custom ganging and derating applies, see pg. 170.

*Requires neutral wire connection.

Dimmer model numbers

3-wire fluorescent dimmers*

(small and large controls)

Slide-to-off dimmers

Single-pole (small) 120V 16A	NF-10- AA ²
Single-pole (large) 277V 8A	NF-10-277- AA ²

Preset dimmers

3-way/single-pole (small) 120V 8A	NF-103P- AA ²
3-way/single-pole (large) 277V 6A	NF-103P-277- AA ²

For use with Hi-lume®, Hi-lume® Compact SE, Hi-lume® 3D, Eco-10®, EcoSystem® ballasts.

Also compatible with Hi-lume® LED driver.

For 3-way and 4-way switching use N-3PS-, N-4PS- or other mechanical switches.

No derating required if ganged.

Adjustable low-end trim.

0-10V dimmer (current sink control)

(small controls)

Slide-to-off dimmer

Single-pole 30mA max control current	NFTV- AA ²
---	------------------------------

Control provides dimming signal only. For dimming with on/off switching, **use with Lutron PowerPack**: PP-120H, PP-277H or PP-347H.

Consult ballast manufacturer for specific ballast current draw to determine maximum number of ballasts per control.

For information on using Lutron® dimmers to control: Advance Mark VII dimming ballasts, visit www.lutron.com/advance; Universal dimming ballasts, visit www.lutron.com/universal.

No derating required if ganged.

AA²: Architectural matte color codes, see pg. 35 (1-gang wallplate included)

Tu-Wire® fluorescent dimmer

(small control)

Slide-to-off dimmer

Single-pole 120V 5A	NFTU-5A- AA ²
------------------------	---------------------------------

Also compatible with Advance Mark X ballasts. For further information, visit www.lutron.com/advance.

For information on use with Universal and OSRAM ballasts, contact Technical Support at 1.800.523.9466.

Fluorescent dimmers with magnetic ballasts*

(small and large control)

Slide-to-off dimmers

Single-pole (small) 120V 10 lamps	NF-10- AA ²
Single-pole (large) 120V 20 lamps	NF-20- AA ²
Single-pole (large) 120V 30 lamps	NF-30- AA ²
Single-pole (large) 277V 10 lamps	NF-10-277- AA ²
Single-pole (large) 277V 20 lamps	NF-20-277- AA ²

For best fluorescent dimming performance and reliability, Lutron strongly recommends using Hi-lume, Hi-lume Compact SE, Eco-10, EcoSystem, TVE™ or Tu-Wire electronic dimming ballasts and appropriate controls.

For more information on Lutron ballasts, visit www.lutron.com/ballasts.

Custom ganging and derating applies, see pg. 170.

*Requires neutral wire connection.

Dimmer model numbers

 **Hi-lume® LED drivers:**
3-wire fluorescent dimmers*
(small and large controls)

Slide-to-off dimmers

Single-pole (small) 120V 16A	NF-10- AA ²
Single-pole (large) 277V 8A	NF-10-277- AA ²

Preset dimmers

3-way/single-pole (small) 120V 8A	NF-103P- AA ²
3-way/single-pole (large) 277V 6A	NF-103P-277- AA ²


Exclusively compatible with Hi-Lume LED driver.

For more information on Hi-lume LED drivers, visit www.lutron.com/HilumeLED.

For 3-way and 4-way switching use N-3PS- N-4PS- or other mechanical switches.

No derating required if ganged.

Adjustable low-end trim.

 **0-10V LED drivers:**
0-10V dimmers (current sink control)
(small controls)

Slide-to-off dimmers

Single-pole 30mA max control current	NFTV- AA ²
---	------------------------------

Control provides dimming signal only. For dimming with on/off switching, **use with Lutron PowerPack:** PP-120H, PP-277H or PP-347H.

Consult ballast manufacturer for specific ballast current draw to determine maximum number of ballasts per control.

For compatible 0-10V LED drivers by others, visit www.lutron.com/LED.

No derating required if ganged.

AA²: Architectural matte color codes, see pg. 35
(1-gang wallplate included)

Switch and fan control model numbers

 **Switches**
(small controls)

General purpose switches

Single-pole 120/277V 20A	N-1PS- AA ²
Single-pole 347V 20A	N-1PS-347- AA ² -CSA
3-way 120/277V 20A	N-3PS- AA ²
3-way 347V 20A	N-3PS-347- AA ² -CSA
4-way 120/277V 20A	N-4PS- AA ²

No derating required if ganged.

 **Fan controls**
(small and large controls)

Slide-to-off fan controls—fully variable

Single-pole fan control (small) 120V 6A	NFS-6E- AA ²
Single-pole fan control (large) 120V 12A	NFS-12E- AA ²

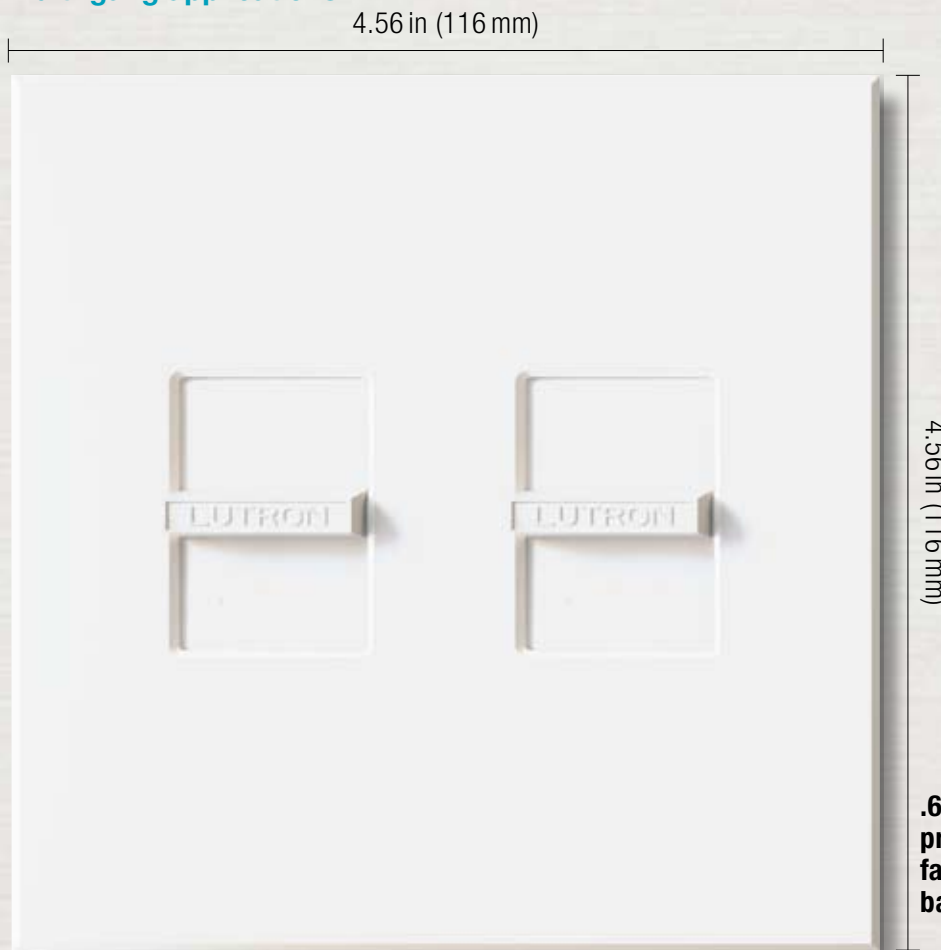
No derating required if ganged.

Custom ganging and derating applies, see pg. 170.

***Requires neutral wire connection.**

Accessories

Multi-gang applications




Shown actual size: Custom Architectural multi-gang Nova wallplate in White (WH).

Custom ganging and derating required for Nova controls, see pg. 170.

For information about Nova multi-gang wallplates, visit www.lutron/custommultigang.

Coordinated electrical devices



Tamper resistant
GFCI receptacle



Customizable
6-port frame



Cable jack

For more information about coordinated Architectural electrical devices, see pg. 156.