





Shown actual size: Skylark dimmer and 1-gang Claro wallplate in White (WH).








### Product family features

- Rocker switch returns light to your favorite light level
- Slide up to brighten, down to dim (adjust light to suit any activity)
- eco-dim® model available
- 1000W preset dimmers have voltage compensation which maintains stable light levels despite line voltage variations
- 100% factory tested
- Coordinating Claro® and Stainless Steel wallplates only available separately
- Custom engraving available for wallplates, see pg. 164


### Control types

-  Single-pole (one location)
-  3-way or 4-way (two or more locations)

### Direct load type compatibility

-  Incandescent/halogen lighting
-  Magnetic low-voltage lighting
-  Electronic low-voltage lighting
-  Fluorescent lighting
-  LED lighting
-  Ceiling fans
-  Ceiling fan/lights

### Load type requiring load interface

-  Neon/cold cathode lighting

Lighting load interfaces may be applicable for some additional load type, voltage, and capacity combinations.

For additional information, see pg. 185.

[Download high resolution product image](#)

**Available finishes**

Use **BOLD** color code in model number (Example: S-600P-**GR**)

Gloss finishes\*



**WH**  
White



**LA**  
Light Almond



**AL**  
Almond



**IV**  
Ivory



**GR**  
Gray



**BR**  
Brown



**BL**  
Black



**SS**  
Stainless Steel

\*Coordinating wallplates only available separately. For wallplate information, see pg. 169.

Stainless Steel wallplate includes black plastic trim/adaptor, visible from side. Match with separate Black (BL) controls.

## Dimmers with on/off switch



- Rocker switch turns on/off
- Slide up to brighten, down to dim
- **eco-dim®** model guarantees at least 15% energy savings and triples lamp life compared to a standard switch†

### Incandescent/halogen dimmers

#### Dimmers with on/off switch

Single-pole 120V 600W	S-600P- <b>XX</b> <sup>1</sup>
Single-pole 120V 1000W	S-10P- <b>XX</b> <sup>1</sup>
3-way 120V 600W	S-603P- <b>XX</b> <sup>1</sup>
3-way 120V 1000W	S-103P- <b>XX</b> <sup>1</sup>

#### eco-dim dimmer with on/off switch†

3-way/single-pole 120V 600W	S-603PG- <b>XX</b> <sup>2</sup>
--------------------------------	---------------------------------

### Magnetic low-voltage dimmers

#### Dimmers with on/off switch

Single-pole 120V 600 VA (450W)	SLV-600P- <b>XX</b> <sup>1</sup>
3-way 120V 600 VA (450W)	SLV-603P- <b>XX</b> <sup>1</sup>

The stated VA (Volt-Ampere) rating includes the magnetic transformer heat losses and the lamp load. The stated W (Watt) rating is the maximum lamp wattage based on assumed 20% transformer loss.

### Electronic low-voltage dimmers\*

#### Dimmers with on/off switch

Single-pole 120V 300W	SELV-300P- <b>XX</b> <sup>1</sup>
3-way 120V 300W	SELV-303P- <b>XX</b> <sup>1</sup>

Certain LED drivers are dimmable using an ELV dimmer; for more information, visit [www.lutron.com/LED](http://www.lutron.com/LED).

**XX**<sup>1</sup>: Gloss color codes, see pg. 96

**XX**<sup>2</sup>: Available in White (WH), Ivory (IV), Almond (AL) and Light Almond (LA), see pg. 96  
(Wallplates not included.  
Order separately, see pg. 169)

All models must be derated if ganged unless otherwise noted, see pg. 179.

\*Requires neutral wire connection.

†Maximum light output of 85% guarantees 15% energy savings over standard switches.

**3-wire fluorescent dimmers\***

**(also for Hi-lume® A-Series LED drivers\*)**

**Dimmers with on/off switch**

3-way 120V 8A	SF-103P- <b>XX</b> <sup>1</sup>
3-way 277V 6A	SF-12P-277-3- <b>XX</b> <sup>1</sup>

For use with Hi-lume, Hi-lume 3D, and EcoSystem® ballasts, and Hi-lume A-Series LED drivers.

For more information on Hi-lume A-Series LED drivers, visit [www.lutron.com/HilumeLED](http://www.lutron.com/HilumeLED).

Adjustable low-end trim.

**Tu-Wire® fluorescent dimmers**

**Dimmers with on/off switch**

3-way/single-pole 120V 5A	SFTU-5A3P- <b>XX</b> <sup>1</sup>
------------------------------	-----------------------------------

Also compatible with Advance Mark 10 ballasts; for further information visit [www.lutron.com/advance](http://www.lutron.com/advance).

For information on use with Universal and OSRAM ballasts, contact Technical Support at 1.800.523.9466; Universal dimming ballasts visit [www.lutron.com/universal](http://www.lutron.com/universal).

**Slide-to-off dimmers**



- Slide up to on/brighten, down to dim/off

**Incandescent/halogen dimmers**

**Slide-to-off dimmers**

Single-pole 120V 600W	S-600- <b>XX</b> <sup>1</sup>
Single-pole 120V 1000W	S-1000- <b>XX</b> <sup>1</sup>

For dual slide-to-off dimmers (two loads), see page 100.

**XX**<sup>1</sup>: Gloss color codes, see pg. 00  
(Wallplates not included. Order separately, see pg. 169)

For more information on ballasts, visit [www.lutron.com/ballasts](http://www.lutron.com/ballasts).  
All models must be derated if ganged unless otherwise noted, see pg. 179.

**\*Requires neutral wire connection.**

### Dimmers with on/off switch and locator light



- Rocker switch turns on/off
- Slide up to brighten, down to dim
- Includes amber locator light

### Slide-to-off fan controls



- Slide up to on/increase speed, down to decrease/off
- 3 quiet fan speeds designed to prevent motor hum
- For use with only one ceiling paddle fan
- Fully variable model also available

#### Incandescent/halogen dimmers

##### Dimmers with on/off switch and locator light

Single-pole 120V 600W	S-600PNL- <b>XX</b> <sup>1</sup>
Single-pole 120V 1000W	S-10PNL- <b>XX</b> <sup>1</sup>
3-way 120V 600W	S-603PNL- <b>XX</b> <sup>1</sup>
3-way 120V 1000W	S-103PNL- <b>XX</b> <sup>1</sup>

#### Fan controls

##### Slide-to-off fan controls—quiet 3-speed

Single-pole 120V 1.5A	SFSQ-F- <b>XX</b> <sup>1</sup>
Single-pole 120V 2.0A	SFSQ-F-HO- <b>XX</b> <sup>1</sup>

For use with only one ceiling paddle fan.  
For use with Hunter Original Series.

##### Slide-to-off fan control—fully variable

Single-pole 120V 5A	SFS-5E- <b>XX</b> <sup>1</sup>
------------------------	--------------------------------

For use with multiple ceiling paddle fans or exhaust fans (up to 5A total load.)

**XX**<sup>1</sup>: Gloss color codes, see pg. 96  
(Wallplates not included. Order separately, see pg. 169)

All models must be derated if ganged unless otherwise noted, see pg. 179.

### Slide-to-off fan controls with on/off light switch



**Fan control** (top)

- Slide up to on/increase speed, down to decrease/off
- 3 quiet fan speeds for increased comfort
- For use with only one ceiling paddle fan
- 3 quiet fan speeds designed to prevent motor hum

**Switch** (bottom)

- Rocker switch turns light on/off

### Dual slide-to-off dimmers (two loads)



**Dimmers** (left/right)

- Slide up to on/brighten, down to dim/off

 **Fan control/light switch**

**Fan control—quiet 3-speed and switch**

Single-pole fan control	SFSQ-LF- <b>XX</b> <sup>1</sup>
120V 1.5A (top)	
120V single-pole switch 360W (bottom)	
(incandescent/halogen loads only)	

 **Incandescent/halogen dimmers**

**Dual slide-to-off dimmers (two loads)**

Single-pole	S2-L- <b>XX</b> <sup>1</sup>
120V 300W light (left)	
incandescent/halogen	
120V 300W light (right)	
incandescent/halogen	

**XX**<sup>1</sup>: Gloss color codes, see pg. 96  
(Wallplates not included. Order separately, see pg. 169)

All models must be derated if ganged unless otherwise noted, see pg. 179.

## Dual slide-to-off fan control and dimmer



### Fan control (left)

- Slide up to on/increase speed, down to decrease/off
- 3 quiet fan speeds for increased comfort designed to prevent motor hum
- Fully variable model available for use with multiple paddle or exhaust fans

### Dimmer (right)

- Slide up to on/brighten, down to dim/off

## Replacement knobs

Single-pole	SK- <b>XX</b> <sup>2</sup>
Standard knob	
Split knobs	contact customer service

## ✂ Fan/light controls

### Fan control—quiet 3-speed and dimmer

Single-pole fan control S2-LFSQ-**XX**<sup>1</sup>

120V 1.5A (left)

120V single-pole dimmer 300W (right)

For use with only one ceiling paddle fan.

### Fan control—fully variable and dimmer

Single-pole fan control S2-LF-**XX**<sup>1</sup>

120V 2.5A (left)

120V single-pole dimmer 300W (right)

For use with multiple ceiling paddle fans up to 2.5A.

**XX**<sup>1</sup>: Gloss color codes, see pg. 96

**XX**<sup>2</sup>: Available in White (WH), Ivory (IV), Almond (AL) and Light Almond (LA), see pg. 96  
(Wallplates not included. Order separately, see pg. 169)

All models must be derated if ganged unless otherwise noted, see pg. 179.