

SKYLARK®

The Original Designer-Style Slide Dimmer



Shown actual size:
Skylark preset dimmer in white (WH).

Product Family Features

- The original designer-style slide dimmer for a standard designer wallplate opening
- Full family of products for most lighting sources
- Preset and slide-to-off dimmers
- Optional night light models available
- Dual slide-to-off dimmers and dual slide-to-off fan and light controls available
- Uses standard single-pole and 3-way wiring for easy installation

Specification Features

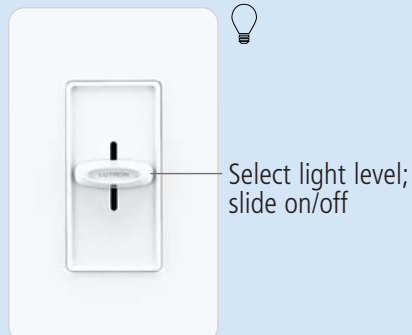
(See Performance Specifications, pg.190)

- Electrostatic discharge protection
- Mechanical air-gap switch to disconnect load power
- Includes radio frequency interference suppression circuitry
- Power-failure memory
- Precise color consistency
- UV stable color


Color Palette *(For latest color information, visit www.lutron.com)*



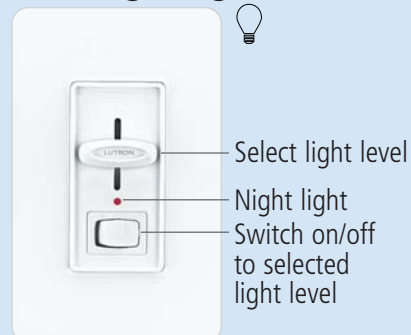
Slide-to-Off Dimmers



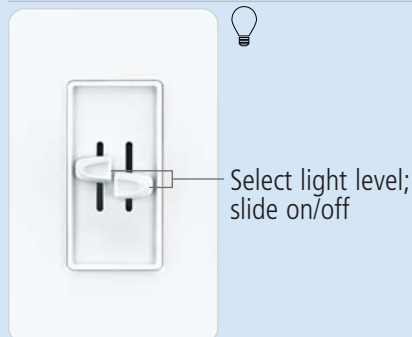
Preset Dimmers




Preset Dimmers with Night Light




Dual Slide-to-Off Dimmers




Dual Slide-to-Off Fan and Light Controls




Replacement Knobs



Slide-to-Off Fan Controls




Slide-to-Off Fan Controls with On/Off Light Switch



Key to Models Available


	Incandescent
	Electronic Low Voltage
	Magnetic Low Voltage
	Fluorescent
	Quiet 3-Speed
	Fully Variable

Designer Accessories and Wallplates, pg.76



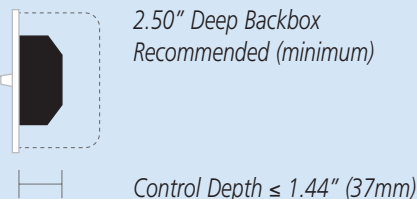
Switches, Receptacles, GFCI Receptacles, Multi-Port Frames, Telephone and Cable Jacks, and 1- to 6-Gang Wallplates

Related Products



Maestro® pg.58 Diva® pg.70

Installation Considerations



Description	Maximum Capacity*	Model #	Important Information														
<h2 style="text-align: center;">Dimmers</h2>			<p>Ships in 48 hrs.</p>														
<div style="display: flex; align-items: center;"> <h3>Incandescent</h3> </div>			<h3>Color Palette</h3>														
<div style="display: flex; align-items: center;"> <div> <h4>Slide-to-Off Dimmers</h4> <table border="0"> <tr> <td>Single Pole</td> <td>600W</td> <td>S-600- <input type="checkbox"/></td> </tr> <tr> <td>Single Pole</td> <td>1000W</td> <td>S-1000- <input type="checkbox"/></td> </tr> </table> <p><i>Product Above:</i> Derating required if ganged, pg.103.</p> </div> </div>			Single Pole	600W	S-600- <input type="checkbox"/>	Single Pole	1000W	S-1000- <input type="checkbox"/>	<h4>Gloss Finish</h4> <p>Add color suffix to model # Example: S-600-WH</p> <table border="0"> <tr> <td>WH White</td> <td>GR Gray</td> </tr> <tr> <td>IV Ivory</td> <td>BR Brown</td> </tr> <tr> <td>AL Almond</td> <td>BL Black</td> </tr> <tr> <td>LA Light Almond</td> <td></td> </tr> </table> <p><i>Colors meet NEMA color standards where standards exist</i></p>	WH White	GR Gray	IV Ivory	BR Brown	AL Almond	BL Black	LA Light Almond	
Single Pole	600W	S-600- <input type="checkbox"/>															
Single Pole	1000W	S-1000- <input type="checkbox"/>															
WH White	GR Gray																
IV Ivory	BR Brown																
AL Almond	BL Black																
LA Light Almond																	
<div style="display: flex; align-items: center;"> <div> <h4>Preset Dimmers with On/Off Switch</h4> <table border="0"> <tr> <td>Single Pole</td> <td>600W</td> <td>S-600P- <input type="checkbox"/></td> </tr> <tr> <td>Single Pole</td> <td>1000W</td> <td>S-10P- <input type="checkbox"/></td> </tr> <tr> <td>3-Way**</td> <td>600W</td> <td>S-603P- <input type="checkbox"/></td> </tr> <tr> <td>3-Way**</td> <td>1000W</td> <td>S-103P- <input type="checkbox"/></td> </tr> </table> <p><i>Product Above:</i> Derating required if ganged, pg.103.</p> </div> </div>			Single Pole	600W	S-600P- <input type="checkbox"/>	Single Pole	1000W	S-10P- <input type="checkbox"/>	3-Way**	600W	S-603P- <input type="checkbox"/>	3-Way**	1000W	S-103P- <input type="checkbox"/>	<h3>Accessories and Wallplates</h3> <div style="display: flex; align-items: center;"> </div> <p>Coordinating designer accessories and wallplates sold separately, pg.76.</p>		
Single Pole	600W	S-600P- <input type="checkbox"/>															
Single Pole	1000W	S-10P- <input type="checkbox"/>															
3-Way**	600W	S-603P- <input type="checkbox"/>															
3-Way**	1000W	S-103P- <input type="checkbox"/>															
<div style="display: flex; align-items: center;"> <div> <h4>Preset Dimmers with Night Light</h4> <table border="0"> <tr> <td>Single Pole</td> <td>600W</td> <td>S-600PNL- <input type="checkbox"/></td> </tr> <tr> <td>Single Pole</td> <td>1000W</td> <td>S-10PNL- <input type="checkbox"/></td> </tr> <tr> <td>3-Way**</td> <td>600W</td> <td>S-603PNL- <input type="checkbox"/></td> </tr> <tr> <td>3-Way**</td> <td>1000W</td> <td>S-103PNL- <input type="checkbox"/></td> </tr> </table> <p><i>Product Above:</i> Derating required if ganged, pg.103.</p> </div> </div>			Single Pole	600W	S-600PNL- <input type="checkbox"/>	Single Pole	1000W	S-10PNL- <input type="checkbox"/>	3-Way**	600W	S-603PNL- <input type="checkbox"/>	3-Way**	1000W	S-103PNL- <input type="checkbox"/>	<h3>What's Included</h3> <div style="display: flex; align-items: center;"> </div> <p>Control, knob(s)</p> <p>*Maximum Capacities For capacities in multigang installations, see ganging and derating information, pg.103.</p> <p>**3- and 4-Way Switching Use with designer switches, pg.78, or other mechanical switches.</p>		
Single Pole	600W	S-600PNL- <input type="checkbox"/>															
Single Pole	1000W	S-10PNL- <input type="checkbox"/>															
3-Way**	600W	S-603PNL- <input type="checkbox"/>															
3-Way**	1000W	S-103PNL- <input type="checkbox"/>															
<div style="display: flex; align-items: center;"> <div> <h4>Dual Slide-to-Off Dimmers</h4> <table border="0"> <tr> <td>Two Single-Pole Dimmers</td> <td>300W each Dimmer</td> <td>S2-L- <input type="checkbox"/></td> </tr> </table> <p><i>Product Above:</i> Derating required if ganged, pg.103.</p> </div> </div>			Two Single-Pole Dimmers	300W each Dimmer	S2-L- <input type="checkbox"/>	<h3>Single-Gang Wallplate Dimensions</h3> <table border="0"> <tr> <td>W:</td> <td>2.94" (75mm)</td> </tr> <tr> <td>H:</td> <td>4.69" (119mm)</td> </tr> <tr> <td>D:</td> <td>0.30" (7.6mm)</td> </tr> </table> <p>Packaging Options Box and clamshell options, pg.230.</p>	W:	2.94" (75mm)	H:	4.69" (119mm)	D:	0.30" (7.6mm)					
Two Single-Pole Dimmers	300W each Dimmer	S2-L- <input type="checkbox"/>															
W:	2.94" (75mm)																
H:	4.69" (119mm)																
D:	0.30" (7.6mm)																
<div style="display: flex; align-items: center;"> <h3>Electronic Low Voltage</h3> </div> <div style="display: flex; align-items: center;"> <div> <h4>Preset Dimmers with On/Off Switch</h4> <table border="0"> <tr> <td>Single Pole</td> <td>300W</td> <td>SELV-300P- <input type="checkbox"/></td> </tr> <tr> <td>3-Way**</td> <td>300W</td> <td>SELV-303P- <input type="checkbox"/></td> </tr> </table> <p><i>Products Above:</i> Requires neutral wire connection. Derating required if ganged, pg.103.</p> </div> </div>			Single Pole	300W	SELV-300P- <input type="checkbox"/>	3-Way**	300W	SELV-303P- <input type="checkbox"/>	<p>Controls are 120V, 60Hz unless noted.</p> <div style="display: flex; align-items: center;"> </div> <p>Global Ordering see pg.229</p> <p>For More Information: www.lutron.com/skylark Fax-on-Demand 1-800-523-9466</p>								
Single Pole	300W	SELV-300P- <input type="checkbox"/>															
3-Way**	300W	SELV-303P- <input type="checkbox"/>															