





Shown actual size: Nova dimmer and 1-gang Architectural wallplate in White (WH).

### Product family features

- Slide adjusts light to suit any activity
- Full family of controls plus matching fan controls, switches and wiring devices
- Does not mount with Nova T☆® under common wallplate
- Voltage compensation maintains stable light levels, despite line voltage variations
- Mechanical air-gap to disconnect load power
- 100% factory tested
- Original thick profile does not fit flush against the wall, for thinner profile, see Nova T☆ on pg. 26
- Coordinating wallplate included
- Custom engraving and custom coloring available for wallplates, see pg. 155

### Control types

-  Single-pole (one location)
-  3-way or 4-way (two or more locations)

### Direct load type compatibility

-  Incandescent/halogen lighting
-  Magnetic low-voltage lighting
-  Electronic low-voltage lighting
-  Neon/cold cathode lighting
-  Fluorescent lighting
-  LED lighting
-  Ceiling fans

### Load types requiring load interface

Lighting load interfaces may be applicable for some load type, voltage and capacity combinations. For additional information, see pg. 174.

### Available finishes

Use **BOLD** color code in model number (Example: N-600-**BE**)

Architectural matte finishes\*



**WH**  
White



**LA**  
Light Almond



**AL**  
Almond



**BE**  
Beige



**IV**  
Ivory



**TP**  
Taupe



**GR**  
Gray



**SI**  
Sienna



**BR**  
Brown



**BL**  
Black

\*Coordinating wallplate included with Architectural matte controls.

## Dimmers

### Slide-to-off dimmers/single-pole



- Slide up to brighten; down to dim
- Standard size dimmer shown
- Higher capacity loads require large controls, see below

## Switches and fan controls

### Linear-slide switches



- Slide up to on; down to off

### Preset dimmers/3-way



- Slider button turns lights on/off
- Slide up to brighten; down to dim
- Standard size dimmer shown
- Higher capacity loads require large controls, see below

### Slide-to-off fan controls



- Slide up to on/increase speed; down to decrease speed/off
- Fully variable control for use with multiple ceiling paddle fans or exhaust fans
- Standard size fan control shown
- Higher capacity loads require large controls, see below

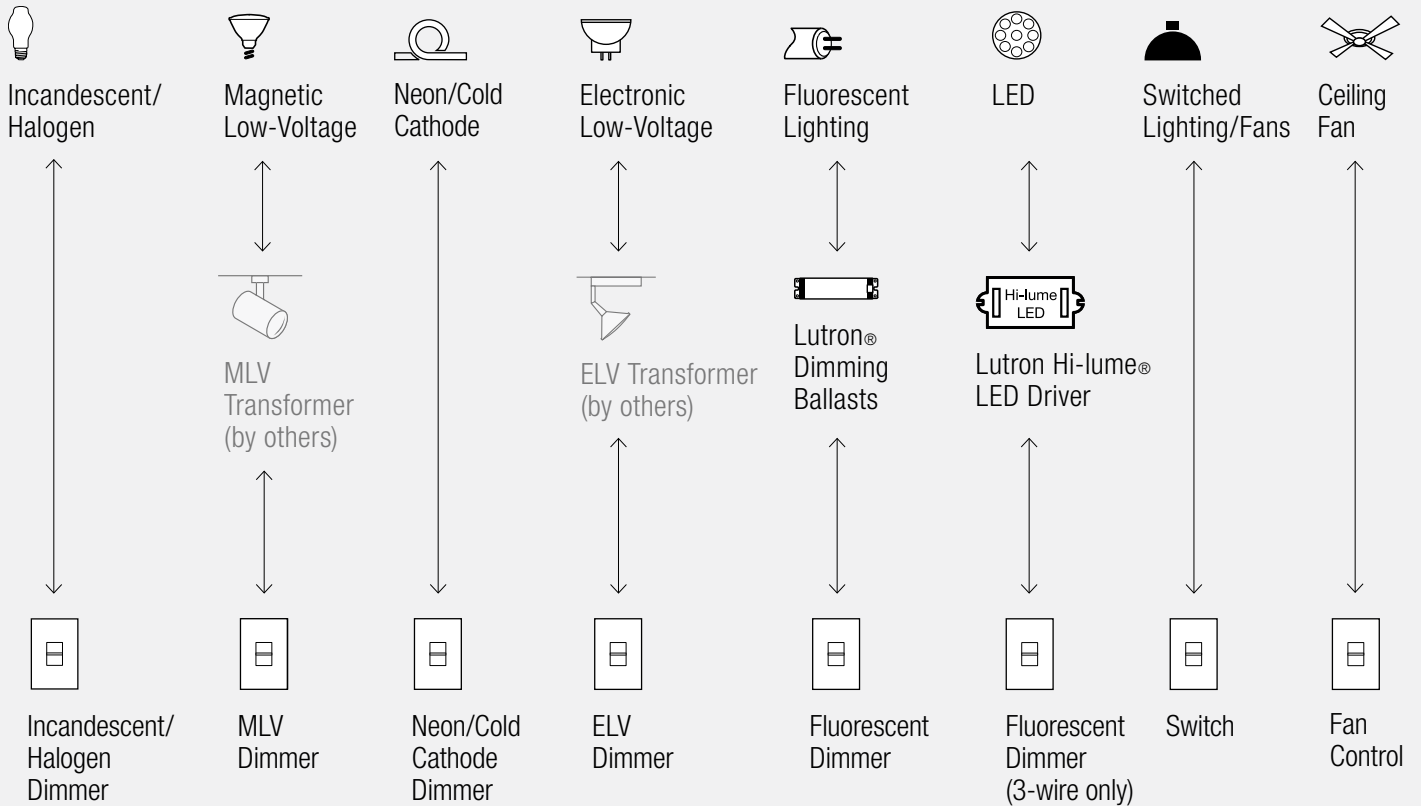


### Large control

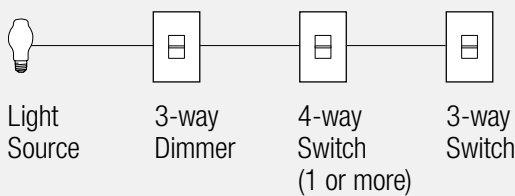
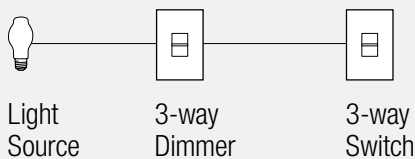
- Higher capacity dimmers require larger heat sink behind wallplate
- Large controls available as preset dimmer, slide-to-off dimmer or fan control
- Large control measures 4.56 in x 4.56 in
- Requires large wallplate
- Most can fit in a 1-gang electrical backbox

Connections overview

Load connections\*



Control types (for 2 or more locations)  
Dim from one location, switch from the others



For more information on ballasts, visit [www.lutron.com/ballasts](http://www.lutron.com/ballasts).  
For more information on LED drivers, visit [www.lutron.com/LED](http://www.lutron.com/LED).

\*For illustration purposes only. Consult model number pages for specific voltage and capacity information.

## Dimmer model numbers



### Incandescent/halogen dimmers

(small and large controls)

#### Slide-to-off dimmers

|                                   |                                |
|-----------------------------------|--------------------------------|
| Single-pole (small)<br>120V 600W  | N-600- <b>AA</b> <sup>2</sup>  |
| Single-pole (small)<br>120V 1000W | N-1000- <b>AA</b> <sup>2</sup> |
| Single-pole (large)<br>120V 1500W | N-1500- <b>AA</b> <sup>2</sup> |
| Single-pole (large)<br>120V 2000W | N-2000- <b>AA</b> <sup>2</sup> |

#### Preset dimmers

|   |                                 |
|---|---------------------------------|
| 3-way/single-pole (small)<br>120V 600W  | N-603P- <b>AA</b> <sup>2</sup>  |
| 3-way/single-pole (small)<br>120V 1000W | N-1003P- <b>AA</b> <sup>2</sup> |
| 3-way/single-pole (large)<br>120V 1500W | N-1503P- <b>AA</b> <sup>2</sup> |
| 3-way/single-pole (large)<br>120V 2000W | N-2003P- <b>AA</b> <sup>2</sup> |

For 3-way and 4-way switching, use N-3PS-, N-4PS- or other mechanical switches.



### Magnetic low-voltage and/or



### Neon/cold cathode dimmers\*

(small and large controls)

#### Slide-to-off dimmers

|  |                                  |
|--|----------------------------------|
| Single-pole (small)<br>120V 600VA (450W)   | NLV-600- <b>AA</b> <sup>2</sup>  |
| Single-pole (large)<br>120V 1000VA (800W)  | NLV-1000- <b>AA</b> <sup>2</sup> |
| Single-pole (large)<br>120V 1500VA (1200W) | NLV-1500- <b>AA</b> <sup>2</sup> |

For neon/cold cathode dimming, consult Lutron® Technical Support: Application note #25.

**AA**<sup>2</sup>: Architectural matte color codes, see pg. 35  
(1-gang wallplate included)



### Magnetic low-voltage dimmers

(small and large controls)

#### Preset dimmers

|  |                                   |
|--|-----------------------------------|
| 3-way/single-pole (small)<br>120V 600VA (450W)   | NLV-603P- <b>AA</b> <sup>2</sup>  |
| 3-way/single-pole (small)<br>120V 1000VA (800W)  | NLV-1003P- <b>AA</b> <sup>2</sup> |
| 3-way/single-pole (large)<br>120V 1500VA (1200W) | NLV-1503P- <b>AA</b> <sup>2</sup> |
| 3-way/single-pole (large)<br>120V 2000VA (1600W) | NLV-2003P- <b>AA</b> <sup>2</sup> |

For 3-way and 4-way switching, use N-3PS-, N-4PS- or other mechanical switches.

The stated VA (Volt-Ampere) rating includes the magnetic transformer heat losses and the lamp load. The stated W (Watt) rating is the maximum lamp wattage based on assumed 20% transformer loss.



### Electronic low-voltage dimmer\*

(small control)

#### Slide-to-off dimmer

|                          |                                  |
|--------------------------|----------------------------------|
| Single-pole<br>120V 450W | NELV-450- <b>AA</b> <sup>2</sup> |
|--------------------------|----------------------------------|

Only certain LED drivers are dimmable using an ELV dimmer, for more information visit

[www.lutron.com/LED](http://www.lutron.com/LED).

Custom ganging and derating applies, see pg. 170.

\*Requires neutral wire connection.

## Dimmer model numbers

### 3-wire fluorescent dimmers\*

(small and large controls)

#### Slide-to-off dimmers

|                                 |                                   |
|---------------------------------|-----------------------------------|
| Single-pole (small)<br>120V 16A | NF-10- <b>AA</b> <sup>2</sup>     |
| Single-pole (large)<br>277V 8A  | NF-10-277- <b>AA</b> <sup>2</sup> |

#### Preset dimmers

|                                      |                                     |
|--------------------------------------|-------------------------------------|
| 3-way/single-pole (small)<br>120V 8A | NF-103P- <b>AA</b> <sup>2</sup>     |
| 3-way/single-pole (large)<br>277V 6A | NF-103P-277- <b>AA</b> <sup>2</sup> |

For use with Hi-lume®, Hi-lume® Compact SE, Hi-lume® 3D, Eco-10®, EcoSystem® ballasts.

Also compatible with Hi-lume® LED driver.

For 3-way and 4-way switching use N-3PS-, N-4PS- or other mechanical switches.

No derating required if ganged.

Adjustable low-end trim.

### 0-10V dimmer (current sink control)

(small controls)

#### Slide-to-off dimmer

|   |                              |
|---|------------------------------|
| Single-pole<br>30mA max control current | NFTV- <b>AA</b> <sup>2</sup> |
|---|------------------------------|

Control provides dimming signal only. For dimming with on/off switching, **use with Lutron PowerPack**: PP-120H, PP-277H or PP-347H.

Consult ballast manufacturer for specific ballast current draw to determine maximum number of ballasts per control.

For information on using Lutron® dimmers to control: Advance Mark VII dimming ballasts, visit [www.lutron.com/advance](http://www.lutron.com/advance); Universal dimming ballasts, visit [www.lutron.com/universal](http://www.lutron.com/universal).

No derating required if ganged.

**AA**<sup>2</sup>: Architectural matte color codes, see pg. 35 (1-gang wallplate included)

### Tu-Wire® fluorescent dimmer

(small control)

#### Slide-to-off dimmer

|                        |                                 |
|------------------------|---------------------------------|
| Single-pole<br>120V 5A | NFTU-5A- <b>AA</b> <sup>2</sup> |
|------------------------|---------------------------------|

Also compatible with Advance Mark X ballasts. For further information, visit [www.lutron.com/advance](http://www.lutron.com/advance).

For information on use with Universal and OSRAM ballasts, contact Technical Support at 1.800.523.9466.

### Fluorescent dimmers with magnetic ballasts\*

(small and large control)

#### Slide-to-off dimmers

|                                      |                                   |
|--------------------------------------|-----------------------------------|
| Single-pole (small)<br>120V 10 lamps | NF-10- <b>AA</b> <sup>2</sup>     |
| Single-pole (large)<br>120V 20 lamps | NF-20- <b>AA</b> <sup>2</sup>     |
| Single-pole (large)<br>120V 30 lamps | NF-30- <b>AA</b> <sup>2</sup>     |
| Single-pole (large)<br>277V 10 lamps | NF-10-277- <b>AA</b> <sup>2</sup> |
| Single-pole (large)<br>277V 20 lamps | NF-20-277- <b>AA</b> <sup>2</sup> |

For best fluorescent dimming performance and reliability, Lutron strongly recommends using Hi-lume, Hi-lume Compact SE, Eco-10, EcoSystem, TVE™ or Tu-Wire electronic dimming ballasts and appropriate controls.

For more information on Lutron ballasts, visit [www.lutron.com/ballasts](http://www.lutron.com/ballasts).

Custom ganging and derating applies, see pg. 170.

\*Requires neutral wire connection.

### Dimmer model numbers

 **Hi-lume® LED drivers:**  
**3-wire fluorescent dimmers\***  
(small and large controls)

**Slide-to-off dimmers**

|                                 |                                   |
|---------------------------------|-----------------------------------|
| Single-pole (small)<br>120V 16A | NF-10- <b>AA</b> <sup>2</sup>     |
| Single-pole (large)<br>277V 8A  | NF-10-277- <b>AA</b> <sup>2</sup> |

**Preset dimmers**

|                                      |                                     |
|--------------------------------------|-------------------------------------|
| 3-way/single-pole (small)<br>120V 8A | NF-103P- <b>AA</b> <sup>2</sup>     |
| 3-way/single-pole (large)<br>277V 6A | NF-103P-277- <b>AA</b> <sup>2</sup> |


Exclusively compatible with Hi-Lume LED driver.

For more information on Hi-lume LED drivers, visit [www.lutron.com/HilumeLED](http://www.lutron.com/HilumeLED).

For 3-way and 4-way switching use N-3PS- N-4PS- or other mechanical switches.

No derating required if ganged.

Adjustable low-end trim.

 **0-10V LED drivers:**  
**0-10V dimmers** (current sink control)  
(small controls)

**Slide-to-off dimmers**

|   |                              |
|---|------------------------------|
| Single-pole<br>30mA max control current | NFTV- <b>AA</b> <sup>2</sup> |
|---|------------------------------|

Control provides dimming signal only. For dimming with on/off switching, **use with Lutron PowerPack:** PP-120H, PP-277H or PP-347H.

Consult ballast manufacturer for specific ballast current draw to determine maximum number of ballasts per control.

For compatible 0-10V LED drivers by others, visit [www.lutron.com/LED](http://www.lutron.com/LED).

No derating required if ganged.

**AA**<sup>2</sup>: Architectural matte color codes, see pg. 35  
(1-gang wallplate included)

### Switch and fan control model numbers

 **Switches**  
(small controls)

**General purpose switches**

|                             |  |
|-----------------------------|--|
| Single-pole<br>120/277V 20A | N-1PS- <b>AA</b> <sup>2</sup>          |
| Single-pole<br>347V 20A     | N-1PS-347- <b>AA</b> <sup>2</sup> -CSA |
| 3-way<br>120/277V 20A       | N-3PS- <b>AA</b> <sup>2</sup>          |
| 3-way<br>347V 20A           | N-3PS-347- <b>AA</b> <sup>2</sup> -CSA |
| 4-way<br>120/277V 20A       | N-4PS- <b>AA</b> <sup>2</sup>          |

No derating required if ganged.

 **Fan controls**  
(small and large controls)

**Slide-to-off fan controls—fully variable**

|   |                                 |
|---|---------------------------------|
| Single-pole fan control (small)<br>120V 6A  | NFS-6E- <b>AA</b> <sup>2</sup>  |
| Single-pole fan control (large)<br>120V 12A | NFS-12E- <b>AA</b> <sup>2</sup> |

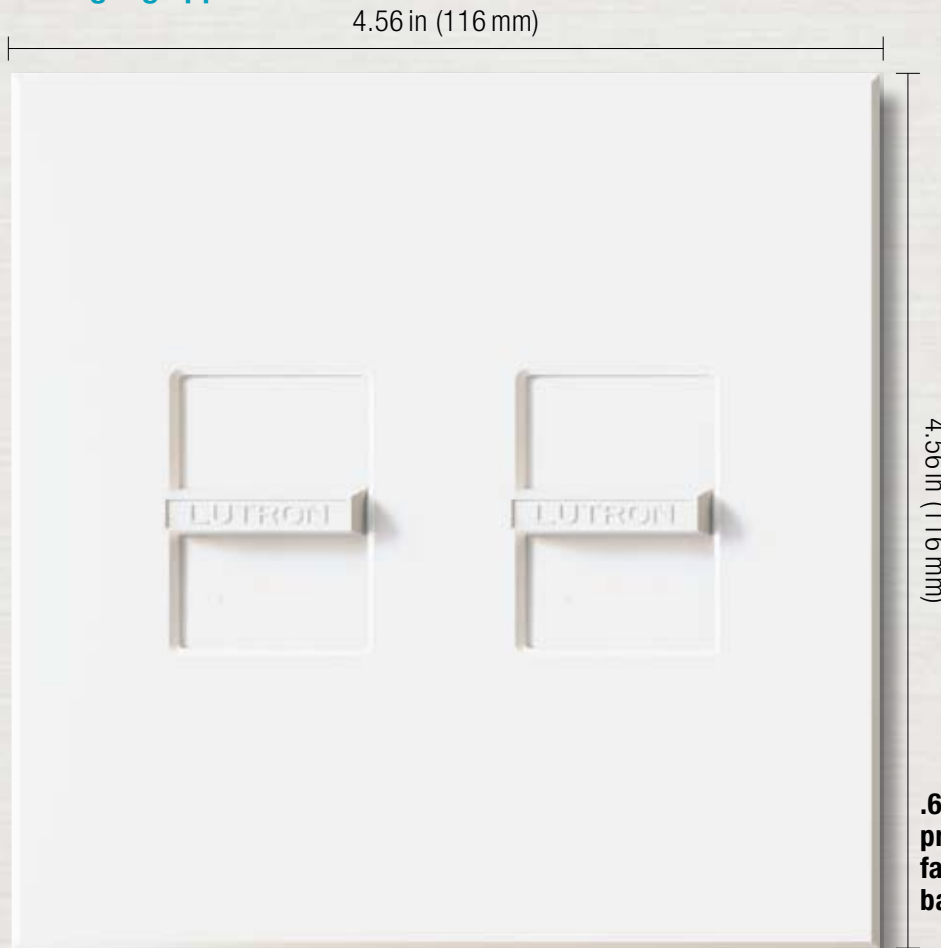
No derating required if ganged.

Custom ganging and derating applies, see pg. 170.

**\*Requires neutral wire connection.**

### Accessories

#### Multi-gang applications




Shown actual size: Custom Architectural multi-gang Nova wallplate in White (WH).

Custom ganging and derating required for Nova controls, see pg. 170.

For information about Nova multi-gang wallplates, visit [www.lutron/custommultigang](http://www.lutron/custommultigang).

#### Coordinated electrical devices



Tamper resistant  
GFCI receptacle



Customizable  
6-port frame



Cable jack

For more information about coordinated Architectural electrical devices, see pg. 156.