

NEW

Maestro Wireless. simplicity. convenience. control.

lighting control where you want it,
when you need it...

The customized approach to lighting control

With **Maestro Wireless** it's easy to create the best light solution for your home. Choose the pieces that meet your needs, and you'll see how simple it is to:

simplicity

- control lights from your couch or bedside with a **Pico™ wireless control**
- put a **Pico wireless control** in your car to turn lights on as you arrive home
- **occupancy sensors** turn lights off when rooms are empty

control

- use the wall **dimmer** to set the right light for any activity – whether it's reading, watching TV, entertaining, or having a casual dinner
- wake up in the morning to soft light from the **lamp dimmer**, rather than bright lights turned full on

convenience

- use the wall **dimmer**, **lamp dimmer**, or **Pico wireless control** to adjust only the lights you want, precisely when you need to
- enhance your safety with the **Pico wireless control** – keep it in your car or your pocket so you can turn on entry lights before you reach your front door

save energy

- the more you dim your lights using any **dimmer**, the more energy you'll save
- **occupancy sensors** turn lights off that are accidentally left on



Lutron dimmers save energy
and extend bulb life.



www.lutron.com/maestrowireless

Lutron Electronics Co., Inc.
7200 Suter Road
Coopersburg, PA 18036-1299

Technical Support Center 1.800.523.9466
Customer Service 1.888.LUTRON1



© 08/2009 Lutron Electronics Co., Inc.
P/N 367-1628 REV B



dimmer



switch



lamp
dimmer



Pico
wireless
control



wall
mount



car
visor
clip



table
stand



wireless
occupancy
sensor

Welcome home

- With a Pico™ wireless control you can turn your lights on from up to 100 ft. away as you approach your home, whether you're in your car or out for a walk.
- add a wireless dimmer or switch to an exterior or foyer light
- mount a Pico wireless control to a wall for easy access where you never had a switch before
- control one light from two locations by replacing a switch with a Maestro Wireless dimmer and then mounting a Pico wireless control to a wall. Perfect for entryways and hallways.



Helpful tip – Use an occupancy sensor for hallway lights to create a lighted path from one room to another in the middle of the night.



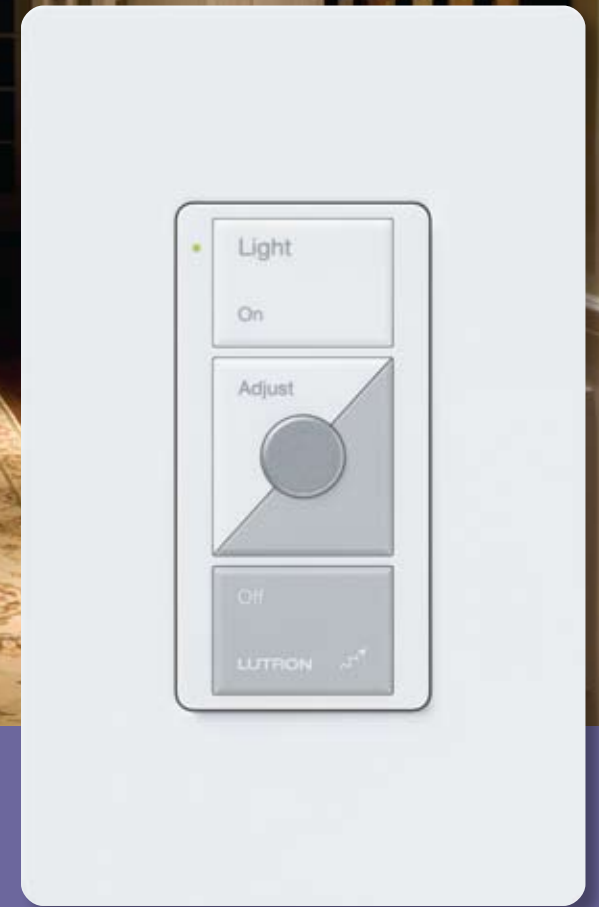
Pico wireless control
turn lights on from your car



dimmer
entry lights



switch
garage light



Pico wireless control in wallplate
new point of control

Flexibility

- Maestro Wireless gives your family room an affordable wow factor – and the energy-saving benefits of dimming
- you don't need a home theatre or a fancy system to bring a bit of movie magic to your home
- a Pico™ wireless control gives you the flexibility to easily set the right light for any activity, whether it's to entertain guests or curl up with a book



Helpful tip – Attach lamp dimmers to your table lamps and you can easily adjust the lights or turn them off—without getting up.



dimmer
overhead
lights



lamp dimmer
floor lamp



Pico wireless control with table stand
control your lights from your chair

Convenience

- a master suite is a sanctuary, a place where you can find comfort and relaxation
- enhance your bedroom and master bath with a simple lighting control that adds convenience, flexibility, and a touch of decadence to your lifestyle
- create the right light from your bedside with a Pico™ wireless control



Helpful tip – By adding his and her Pico wireless controls to each side of the bed, you can create the type of light that works best for your own needs.



dimmer
ceiling light



Pico wireless control
control lights from your bedside



lamp dimmer
bedside lamps

bathroom

Energy savings

- bring the atmosphere of a spa to the master bath by lowering the lights with a dimmer
- pair your dimmer with an occupancy sensor so lights will turn off automatically when the room is empty, saving energy
- a wireless occupancy sensor is also ideal for kids' rooms, pantries, closets, basements – anywhere lights might be left on accidentally



Helpful tip – Pair an occupancy sensor with a switch to conveniently control your exhaust fan, and you'll avoid forgetting to turn the fan off.



dimmer
ceiling light



switch
fluorescent light



Radio Powr Savr™
wireless occupancy/vacancy sensor
turns ceiling lights or an exhaust fan off automatically when no one is in the room

2 simple steps to setup

Step 1

Press and hold the switch or dimmer tap button for approximately six seconds. Once the LED(s) starts to blink slowly, release the tap button.



Step 2

Press and hold the "Off" button on the Pico™ wireless control or sensor for approximately six seconds. When the dimmer or switch learns the Pico wireless control or sensor, its LED and load will flash three times and the device will exit set-up mode.



Repeat steps 1 and 2 to set up multiple Pico wireless controls or sensors to a single dimmer.

Repeat steps 1 and 2 to set up a single Pico wireless control or sensor to multiple dimmers.

easy to use

Pico wireless control


turn dimmer(s) on to 100% brightness

raise lights

turn dimmer(s) on to your favorite light level

lower lights

turn dimmer(s) off



Maestro Wireless® dimmer

LEDs indicate light level and glow softly so you can find the dimmer in the dark

rocker adjusts light level to suit any activity

tap once to turn lights on to favorite level, tap twice for full on, press and hold for delayed fade-to-off



system components

Pico wireless control accessories



wall mount



car visor clip



table stand (sold separately)

dimmer



600 Watt, single pole/multi-location*

switch



6 Amp light or 3 Amp fan

lamp dimmer



300 Watt, plug-in installation

Radio Powr Savr™



wireless occupancy/vacancy sensor, battery-powered, ceiling-mounted

For product specific color options please visit www.lutron.com/maestrowireless or ask a sales associate.

* multi-location allows dimming from 1 to 10 locations

colors & finishes

gloss finish palette



white (WH)



ivory (IV)



light almond (LA)



almond (AL)



gray (GR)



brown (BR)



black (BL)

satin finish palette



hot (HT)



merlot (MR)



plum (PL)



turquoise (TQ)




sea glass (SG)



taupe (TP)




eggshell (ES)



biscuit (BI)



snow (SW)



palladium (PD)



midnight (MN)



sienna (SI)



terracotta (TC)



greenbriar (GB)



bluestone (BG)



mocha stone (MS)



goldstone (GS)



desert stone (DS)



stone (ST)



limestone (LS)

metal finish



stainless steel (SS)
(wallplates only)

Due to variations in the printing process, color swatches printed may not be exact. When matching colors, please request a color sample from Lutron customer service at 1.888.LUTRON1.