

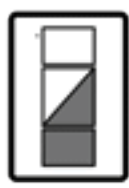

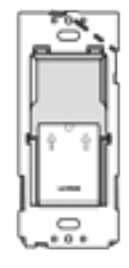

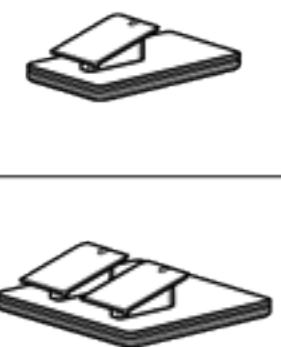
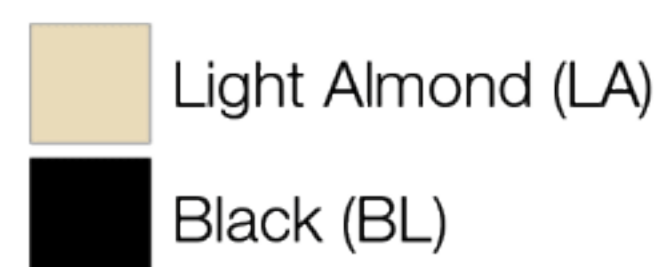


# Caséta™ Wireless ordering information

Product	Name	Model Number	Specifications/Descriptions	Voltage
<b>Dimmers and Switches</b>				
	In-wall Light Dimmer	PD-6WCL-XX*	Single pole/multi-location** 150W dimmable LED/CFL, 600W incandescent/halogen 434 MHz	120V~ no polarity for line or load wiring
	In-wall Light Switch	PD-5WS-DV-XX*	Single pole/multi-location** 600W incandescent/ELV† 600VA MLV 5 A LED/CFL† 3A general purpose fan 434 MHz	120/277V~ no neutral
	Plug-in Lamp Dimmer	PD-3PCL-WH	Use with one or two lamps 100W dimmable LED/CFL 300W incandescent/halogen 434 MHz	120V~ plugs into a standard receptacle
<b>Pico® Remote Control and Accessories</b>				
	Pico Remote Control	PJ2-3BRL-WH-L01R (White)	3-button with raise/lower and light icon engraving 434 MHz	3V=== 10mA uses single CR 2032 battery (included)
		PJ2-3BRL-LA-L01R (Light Almond)	Additional styles of Pico available. Please visit <a href="http://www.lutron.com/pico">www.lutron.com/pico</a> to view the full selection	
	Wallplate Bracket	PICO-WBX-ADAPT	Wallplate bracket allows for easy installation of a Pico remote control over an existing wallbox or directly on any wall surface	
	Car Visor Clip	PICO-CAR-CLIP	Provides an easy way to attach a Pico remote control to your car's sun visor	
	Tabletop Pedestal	L-PED1-WH	Single pedestal—White	
		L-PED1-BL	Single pedestal—Black	
		L-PED2-WH	Double pedestal—White	
		L-PED2-BL	Double pedestal—Black	

\* XX denotes gloss color suffix (at right).  
In-wall dimmers and switches not available in White/Gray (WG)



\*\* For multi-location applications, replace additional switches with Pico remote controls using wallplate brackets.

† Switching ELV, LED, CFL requires minimum load cap LUT-MLC (included)