








Product family features

- Slide adjusts light to your desired level
- 100% factory tested
- Coordinating Fassada® wallplates only available separately
- Custom engraving available for wallplates, see pg. 155

Control types

-  Single-pole (one location)
-  3-way or 4-way (two or more locations)

Direct load type compatibility

-  Incandescent/halogen lighting
-  Magnetic low-voltage lighting
-  Ceiling fans

Lighting load interfaces are not compatible with this family.

Shown actual size: Glyder dimmer and 1-gang Fassada wallplate in White (WH).

Available finishes

Use **BOLD** color code in model number (Example: GL-600P-**IV**)

Gloss finishes*



WH
White



IV
Ivory

Dimmers and fan controls

Dimmers with on/off switch



- Button turns on/off
- Slide up to brighten; down to dim

Slide-to-off fan controls



- Slide up to on/increase speed; down to decrease/off
- For use with multiple ceiling paddle fans or exhaust fans

Slide-to-off dimmers

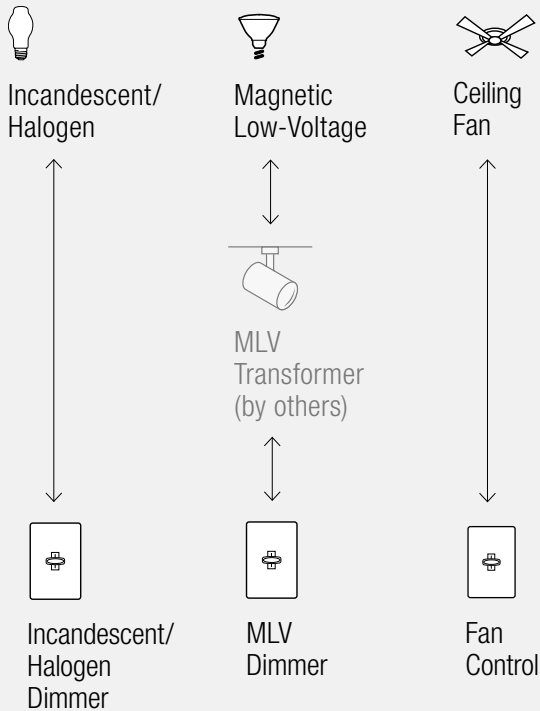


- Slide up to on/brighten; down to dim/off

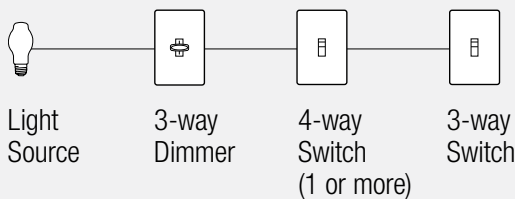
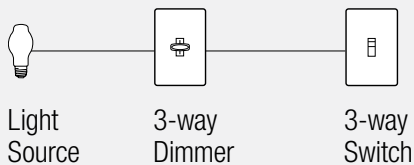
*Coordinating wallplates only available separately. For wallplate information, see pg. 166.

Connections overview

Load connections*



Control types (for 2 or more locations)
Dim from one location, switch from the others



***For illustration purposes only.** Consult model number pages for specific voltage and capacity information.

Dimmer, fan control and replacement knob model numbers

Incandescent/halogen dimmers

Dimmers with on/off switch

Single-pole 120V 600W	GL-600P- CC ³
Single-pole 120V 1000W	GL-10P- CC ³
3-way 120V 600W	GL-603P- CC ³
3-way 120V 1000W	GL-103P- CC ³

Slide-to-off dimmers

Single-pole 120V 600W	GL-600- CC ³
Single-pole 120V 1000W	GL-1000- CC ³

Magnetic low-voltage dimmers

Slide-to-off dimmer

Single-pole 120V 600VA (450 W)	GLV-600- CC ³
-----------------------------------	---------------------------------

The stated VA (Volt-Ampere) rating includes the magnetic transformer heat losses and the lamp load. The stated W (Watt) rating is the maximum lamp wattage based on assumed 20% transformer loss.

Fan control

Slide-to-off fan control—fully variable

Single-pole fan control 120V 5A	GFS-5E- CC ³
------------------------------------	--------------------------------

Knobs

Slide-to-off	GK- CC ³
Preset	GKP- CC ³

CC³: Gloss White (WH) and Ivory (IV), see pg. 131 (Wallplates not included, order separately, see pg. 168)

All models must be derated if ganged unless otherwise noted, see pg. 170.

Accessories

Wallplates



Shown actual size:
2-gang Fassade® wallplate in White (WH).
For more information about Traditional wallplates, see pg. 166.

Coordinated electrical devices



Tamper resistant GFCI receptacle



Customizable 6-port frame



Cable jack

For more information about coordinated Designer electrical devices, see pg. 163.



Product family features

- Can be used in conjunction with the following dimmer(s) and switch(es): Abella®, Ceano®, Ariadni®, Glyder® and Rotary
- All Lutron wallplates are screwless, seamless and have no visible hardware; the front plate securely snaps into the alignment adapter plate
- Traditional wallplates can be paired with designer accessories to complete the look of any room
- Customize your traditional wallplate with engraving, contact customer service to get started at 1.888.LUTRON1

Ganging and derating

- Traditional wallplates use standard ganging
- Requires fins to be removed from dimmers for proper spacing (“Fins Broken” ganging), see pg. 170
- May require derating (i.e., reduction of dimmer capacity due to fin removal), see Derating Tables, pg. 172