

Job Information		
Project Name		Type
Location		
Quantity		Date
Contact/Phone		
Notes		

# P-1750

## 1 3/4" New Construction Mounting Plate Recessed Lighting

### Features

#### General


Constructed from galvanized steel, this new construction pre-mounting plate is used to mount LED wall lights (WLFLR(S) WLTD(R)(S)). Included with mounting tabs for vapour barrier extender (WL-VBE sold separately), wiring clips to secure LVT wiring installations and support grooves to prevent the plate from warping or bending when installing fixtures.

#### Mounting

Mounting plate provided with tracks for precise location of luminaire between two adjacent studs. Alignment notches on plate help control mounting height when aligning multiple plates.

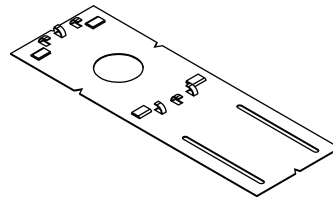
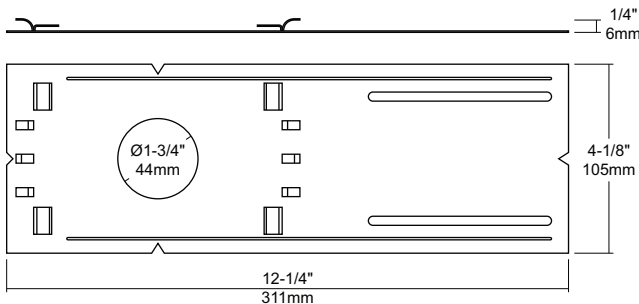
#### Applications

Suitable for use in new construction and insulated installations.



### Description

The P-1750 mounting plate is for use with DazzLED LED wall lights in new construction and insulated applications. Designed to perfectly position the wall lights.



**Notes:** Accessories are sold separately. For additional options please consult your Liteline representative. Due to our continued efforts to improve our products, product specifications are subject to change without notice.

### Ordering Guide



#### P-1750

1 3/4" New construction mounting plate for DazzLED wall lights.

### Accessories



#### WL-VBE

Vapour barrier extender for use with wall lights.