

PRO-3

Pro Puck™

3W LED 24V 3-Puck Light Kit
Cabinet, Cove, Display & Millwork

Job Information		
Project Name		Type
Location		
Quantity		Date
Contact/Phone		
Notes		

Features

Puck Light

The 3 watt LED puck is constructed with a steel face plate and die cast aluminum body. The diffuser frosted glass lens and reflector provides for even light distribution, while maintaining low heat dispersion. The LEDs have a projected lumen maintenance of 70% at 50,000 hours.

Light Output

This LED puck light is available in warm white (3000°K) and cool white (5500°K) colour temperatures, providing 201.1 lumen output, 100° beam spread. Included driver not dimmable. Use Lutron® driver for dimming.

Power Consumption

Pro Puck operates at 3 Watts per fixture. Supplied with a Class II 24V DC constant current electronic driver. See page 2 for additional driver listing.

Linkability

DC 2.1 jack: Each fixture provided with a male and female DC 2.1 jacks for easy linking, providing a maximum linking distance of 52" between fixtures. Hardwire: Each fixture provided with 22 AWG 2-SPL wire for hardwiring to other fixtures and driver. Use wire type and gauge suitable for application to connect

the fixtures.

DC 2.1 jack models linkable up to 10 fixtures. Hardwire models linkable up to 48 fixtures.

Mounting

Pro Pucks can be surface or recess mounted. For recessed mounting, the 3 torsion clips must first be removed (see diagram below). Attach fixture to the surface using screws, perfect for commercial or high vibration areas. Screw heads are concealed by the magnetic faceplate.

Face and Body Colour Options

The magnetic tabs on the puck light allows for an easy colour change, by removing the steel trim ring and interchangeable mounting collar. PRO-P1-PRI (sold separately) is a paint-ready primed trim ring cover for the 24V LED puck lights. This plate can be custom painted to any colour to match any decor. Plate is suggested for recessed applications only.

Kit Includes

- Three LED Pro Puck lights
- One 6' power cord
- One 24V (24 watt max.) in-line driver with DC 2.1 connector
- One rotary switch

- Mounting hardware

Operating Temperature

-20°C ~ 40°C (-4°F ~ 104°F).

Approvals

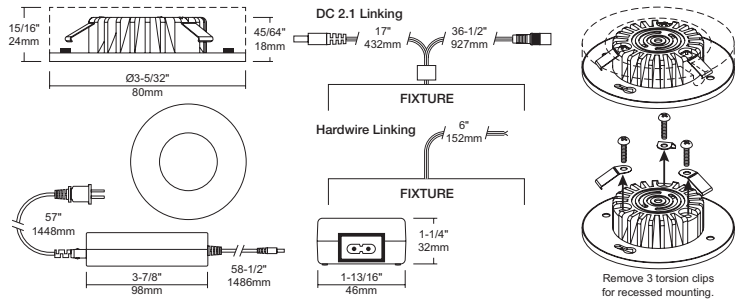
cETLus.

SPECIFICATION	
Application	Accent / Task Lighting
Approved Location	Dry
Beam Angle	100°
CCT	3000°K
Certification	cETLus
Cut-hole with Screws	2" (51mm)
CRI	80+
Dimming	As per driver
Lumen per Puck	201.1
Lumens per Watt	67
Max. Temp.	40°C
Min. Start Temp.	-20°C
Material	Aluminum and Steel
Primary Voltage	24V DC
Power Supply Type	Constant Voltage
Projected Lumen Maintenance	70% @ 50,000 hrs
Warranty	3 Years
Wattage	3W
Driver Wattage	24W
Power Factor	>0.5
Max. Driver Amperage	1A



Description

Pro Puck fixtures offers smooth design, flexibility and the perfect choice for accent or task lighting. Their small footprint makes them the perfect choice in commercial, high vibration, inconspicuous areas. The ability to link multiple Pro Puck together makes for faster installation. Designed for maintenance free operation of over 50,000 hours these Pro Puck can be surface or recess mounted, all mounting screws are covered by the magnetic faceplate. Dimmable with used with a dimmable driver, see page 2.



Notes: Accessories should be ordered separately. For additional options please consult your Liteline representative. Due to our continued efforts to improve our products, product specifications are subject to change without notice.

Ordering Guide

Wattage	Colour Temperature	Voltage	Wiring	Fixture Colour
3 : 3 Watt	30 : 3000°K 55 : 5500°K	24 : 24 volts	D : DC 2.1 Jack H : Hardwire	BK : Black CH : Chrome FWH : Flat White MN : Matte Nickel

Accessories

- PRO-P1-BK**
Black trim ring.
- PRO-P1-CH**
Chrome trim ring.
- PRO-P1-FWH**
Flat white trim ring.
- PRO-P1-MN**
Matte nickel trim ring.
- PRO-P1-PRI**
Paint-ready primed trim ring.

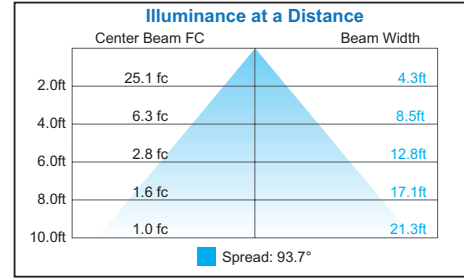
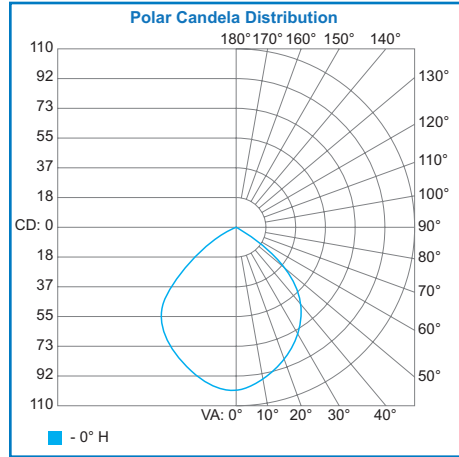


Photometrics

PRO-3330: LED 24V 3-Light Pro Puck Kit, 3W per puck

Zonal Lumen Summary

Zone	Lumens	% Luminaire
0-30	74.2	36.9%
0-40	120.1	59.7%
0-60	186.1	92.6%
60-90	11.9	5.9%
70-100	4.2	2.1%
90-120	1.1	0.6%
0-90	198	98.5%
90-180	3.0	1.5%
0-180	201.1	100%



Compatible 24V DC Drivers

Non Dimming Class II

Plug-In Drivers



LED-DVR-24V-24W
LED 24V, 24W Plug-in Driver with DC 2.1 jack.

LED-DVR-24V-36W
LED 24V, 36W Plug-in Driver with DC 2.1 jack.

LED-DVR-24V-60W
LED 24V, 60W Plug-in Driver with DC 2.1 jack.



LED-HWB-DC21-6-PF
DC 2.1 to bare leads power feed. Maximum 10' to first fixture.

* Power feed required for all drivers with DC 2.1 jack.

Hardwire Drivers



LED-HWB-24V-24W
LED 24V, 24W Hard wire Box LED Driver with DC 2.1 jack.

LED-HWB-24V-36W
LED 24V, 36W Hard wire Box LED Driver with DC 2.1 jack.

LED-HWB-24V-60W
LED 24V, 60W Hard wire Box LED Driver with DC 2.1 jack.



LED-HWB-DC21-6-PF
DC 2.1 to bare leads power feed. Maximum 10' to first fixture.

* Power feed required for all drivers with DC 2.1 jack.

Dimming Class II

Electronic Hardwire Drivers



LED-HWB-DIM2-24-40
40W LED dimmable hardwire driver with DC 2.1 jack. 2-wire, 24V, powered by Lutron®.

LED-HWB-DIM3-24-40
40W LED dimmable hardwire driver with DC 2.1 jack. 3-wire, 24V, powered by Lutron®.



LED-HWB-DC21-6-PF
DC 2.1 to bare leads power feed. Maximum 10' to first fixture.

* Power feed required for all drivers with DC 2.1 jack.

Magnetic Indoor/Outdoor Hardwire Drivers



HWB-DIM-MDC-24V-20W
20W LED magnetic dimmable hardwire driver, 24V.

HWB-DIM-MDC-24V-40W
40W LED magnetic dimmable hardwire driver, 24V.



HWB-DIM-MDC-24V-60W
60W LED magnetic dimmable hardwire driver, 24V.

HWB-DIM-MDC-24V-96W
96W LED magnetic dimmable hardwire driver, 24V.



HWB-DIM-MDC-24V-192W
192W LED magnetic dimmable hardwire driver, 24V.

Accessories



LED-DIM 24V
LED touch dimmer, 24V (non dimmable driver required).



LED-SP-4
Optional harness for up to 4 runs, 24V.