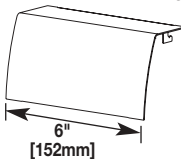
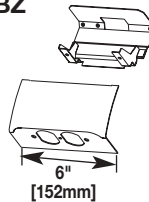
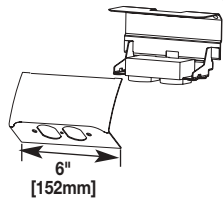
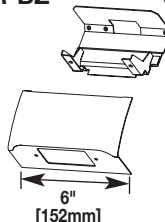
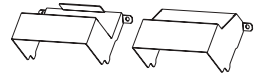
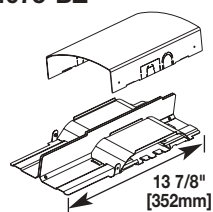
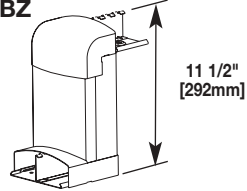
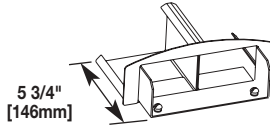
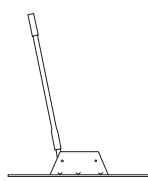
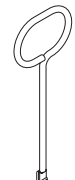


## DS4000 Series Raceway Fittings Ordering Information (continued)

Catalog No./Item	Description/Specifications
<b>DS4006B-DV</b> <b>DS4006B-BK</b> <b>DS4006B-DG</b> <b>DS4006B-BZ</b>	<b>Half Seam Clip/Blank Faceplate</b> – For covering seams where two sections of DS4000C Cover come together. Can also be used as a blank faceplate. 
<b>DSDWND-DV</b> <b>DSDWND-BK</b> <b>DSDWND-DG</b> <b>DSDWND-BZ</b>	<b>Downward Duplex Device Plate</b> – For 15A and 20A duplex receptacles or 106 style data frames. 
<b>DSDWNDQ-DV</b> <b>DSDWNDQ-BK</b> <b>DSDWNDQ-DG</b> <b>DSDWNDQ-BZ</b>	<b>Downward Duplex Device Plate w/One Duplex Installed</b> – Includes one Pass & Seymour 20A duplex receptacle with 6" [152mm] wire leads installed on bracket. 
<b>DSDWNR-DV</b> <b>DSDWNR-BK</b> <b>DSDWNR-DG</b> <b>DSDWNR-BZ</b>	<b>Downward Decorator Device Plate</b> – For 15A and 20A duplex receptacles, GFCI and Surge devices, or 106 style data frames. 
<b>DSDWNX</b>	<b>Crossover Kit</b> – Includes enclosures for power or data crossover. 
<b>DS4075-DV</b> <b>DS4075-BK</b> <b>DS4075-DG</b> <b>DS4075-BZ</b>	<b>Small Obstacle/Transition Fitting</b> – For passing over previously installed conduits or raceways up to 2400 Series Raceway, or for transitioning to 500 Series™, 700 Series™ or 2400D Series™ Raceway. 
<b>DS4075A-DV</b> <b>DS4075A-BK</b> <b>DS4075A-DG</b> <b>DS4075A-BZ</b>	<b>Offset Fitting</b> – For use on wall offsets or column depths up to 9" [229mm]. 
<b>DS4089-DV</b> <b>DS4089-BK</b> <b>DS4089-DG</b> <b>DS4089-BZ</b>	<b>Adapter to 4000 Series Raceway</b> – For transitioning in-line from DS4000 Series Raceway to 4000 Series Raceway. 
<b>DSTRK</b>	<b>Tamper-Resistant Kit</b> – Includes 25 screws and bit to secure fitting covers to DS4000B Raceway Base.
<b>640DS</b>	<b>DS4000C Cutter</b> – Portable cover cutter provides clean square cuts for DS4000C Raceway Cover. 
<b>650RT</b>	<b>Fitting Cover Removal Tool</b> – Allows for easy removal of all installed DS4000C Raceway Covers without damaging finish. 


**NOTE:** “-DV” suffix indicates Designer Ivory color, “-DG” suffix indicates Designer Gray color, “-BK” suffix indicates Matte Black color, and “-BZ” suffix indicates Metallic Bronze color.

# WIREMOLD



## 4000 Designer Series™ Steel Raceway

### Innovative Raceway Profile <sup>NEW!</sup> Provides Increased Wiring Capacity *Available Factory Prewired*



Introducing the next generation in innovative surface raceway systems. The new 4000 Designer Series™ Raceway from Wiremold/Legrand provides an aesthetically and functionally superior alternative to existing raceway profiles. DS4000™ Series Raceway includes a variety of innovative features and fittings that save installation time, cost less to specify, and provide 1/3 more wiring capacity than conventional box-style raceway profiles.

DS4000™ Series Raceway is a dual service steel raceway, with twin covers and a built-in divider that provides full isolation of services. With its increased capacity and unique downward-facing activation capabilities, DS4000™ Series Raceway is ideal for any commercial, institutional, or industrial application requiring a high capacity metal raceway.



DS4000™ Raceway in a contemporary office environment.



Sectioned view illustrating internal crossover capability, allowing adjacent downward facing power and data activations. Raceway profile meets or exceeds EIA/TIA bend radius requirements.



DS4000™ Series Raceway prewired with streamlined downward facing power and data activations.