





## Illumination

You've never seen a nightlight that hides itself so cleverly, yet responds so elegantly to a simple touch. Or one that can be lifted from its home on your wall to double as a carry-around flashlight. When it comes to brilliant solutions, adorne really shines.

All nightlights include ambient light level sensors. Each features a range of settings, including: Always Off, Low, Medium, and High. If set to Low, Medium, or High, the nightlight's LED will only be visible when the ambient room is dark. To change the selected setting, simply push on the square in the upper right-hand corner of the nightlight.



NAME	DESCRIPTION	COMPLIANCE	PART NUMBER
Nightlight, 1-Module 	Features a soft, glowing LED light.  Pair with a switch or outlet in a 1-Gang, 3-Module Plate for added flexibility.  <b>Light levels include:</b> Always Off Low Medium High		AANLM14
Nightlight, 2-Module 	Features a soft, glowing LED light.  <b>Light levels include:</b> Always Off Low Medium High		AANLM24
Portable Nightlight/Flashlight 	Simply push on this innovative nightlight to remove it from the wall and use it as a flashlight. Device recharges while mounted in wall and operates for up to 10 hours during a power failure.  Includes light level options listed above, as well as Flashlight Mode, which is activated only when device is removed from the wall.		AARNL2



In-wall nightlight function



Press on nightlight to remove from wall



Portable flashlight function

## Accent Nightlight

The Accent Nightlight is a stunning addition to any adorne product and is compatible with any\* 1- through 4-Gang wall plate. The device is invisible once installed, but can be activated by placing a finger under the wall plate. This will cause the light to cycle through several light level options, as depicted in the chart below.

NAME	COMPLIANCE	PART NUMBER
Accent Nightlight, 1-Gang		AAAL1G4
Accent Nightlight, 2-Gang		AAAL2G2
Accent Nightlight, 3-Gang		AAAL3G2
Accent Nightlight, 4-Gang		AAAL4G2



\*Please note, the Accent Nightlight will not work with the Pop-Out Outlet.


## Light Level Settings

The Accent Nightlight will cycle through these options, allowing you to select the setting you prefer. Auto-OFF indicates that the light will automatically turn on when the room is dark and off when the room is light.

DAYTIME	NIGHT TIME
Auto-OFF (1)	High
Always ON (2)	Medium
	Low
	Ultra-Low
	OFF (3)

1. Light turns off automatically when room is light.
2. Light remains on when room is light.
3. Light remains off when room is dark.

## Locator Status Light: Find Us in the Dark

NAME	DESCRIPTION	COMPLIANCE	PART NUMBER
Locator Status Light 	Add a stylish, small locator light to your Paddle, Whisper, or Push switch or dimmer and you'll never again have to slide your hand across the wall trying to find that switch.  The locator light is a standard feature of all other switches and dimmers. It can be disabled if desired.  Locator light is on when the load is off and off when the load is on.		AALSL6



Paddle  
Optional  
Accessory



Whisper  
Optional  
Accessory



Push  
Optional  
Accessory



softTap  
Standard  
Feature



SensaSwitch  
Standard  
Feature



Touch  
Standard  
Feature



Wave  
Standard  
Feature