

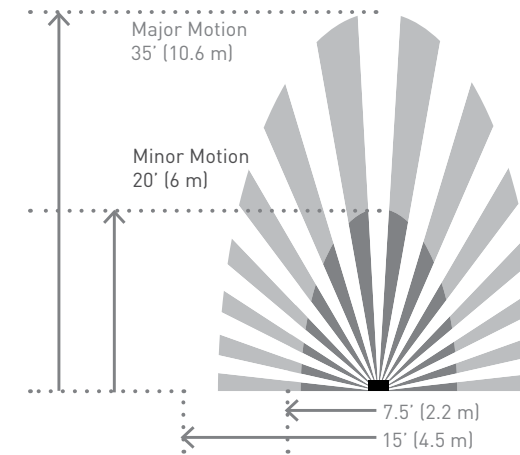


SensaSwitch™ + SensaDimmer™

SensaSwitches include passive infrared (PIR) sensor technology, automatically turning lights on or off when you enter or leave a room. The design features an innovative micro-movement that allows you to also manually turn on lights with a soft touch of the finger. SensaSwitches are available in three models:

- Auto-ON/Auto-OFF: Automatically turns lights on when you enter a room and off when you leave. (Occupancy Sensor)
- Manual-ON/Auto-OFF: Allows you to turn lights on when you enter a room and automatically turns them off when you leave. (Vacancy Sensor)
- Manual-ON/Timed-OFF: Allows you to turn lights on when you enter a room and select a time for lights to turn off (options include 10, 20, 30, and 60 minutes). (Timer)

SensaSwitches are perfect for kitchens, bathrooms, garages, and pantries. The SensaDimmer turns lights on when you enter a room and off when you leave, but can be adjusted to become Manual-ON/Auto-OFF if desired. The chart to the right provides an overview of the sensor coverage area.



SensaSwitch™ + SensaDimmer™ Coverage Area



















The Occupancy Sensor, Vacancy Sensor, and SensaDimmer each have a maximum coverage range of 180 degrees and a coverage area of 600 sq. ft. The sensor must have a clear and unobstructed view of the coverage area. Objects blocking the sensor's lens may prevent detection thereby causing the light to turn off even though someone is in the area. Windows, glass doors, and other transparent barriers will obstruct the sensor's view and prevent detection.






Wave™

The Wave switch features innovative technology combined with sleek, contemporary design. Simply wave your hand in front of the switch to turn lights on and off.

With its touch-free motion, the Wave is ideal for countertop areas in kitchens and bathrooms. It has a preset sensor distance of approximately 4". However, this can be easily adjusted to sense movement from 1" to 6" in front of switch. See pages 74 & 78 for switch installation instructions.

| NAME | SPECIFICATIONS | RATING | COMPATIBLE LOADS | TIME DELAY | COMPLIANCE | FINISH OPTIONS | PART NUMBER |
|---|---|------------------------------|--|------------------------|--|--------------------|--------------------------|
| SensaSwitch, Auto-ON/Auto-OFF  | Single-Pole/3-Way  4-Way  Occupancy Sensor (Must be paired with another SensaSwitch or SensaDimmer) | 600W, 120VAC, 60 Hz, 1/6 Hp | All Loads | 5 minutes – 30 minutes |  | White Magnesium | ASOS32W4 ASOS32M4 |
| SensaSwitch, Manual-ON/Auto-OFF  | Single-Pole/3-Way  4-Way  Vacancy Sensor (Must be paired with another SensaSwitch or SensaDimmer) | 600W, 120VAC, 60 Hz, 1/6 Hp | All Loads | 5 minutes – 30 minutes |  CA Title 24 | White Magnesium | ASVS12W4 ASVS12M4 |
| SensaSwitch, Manual-ON/Timed-OFF  | Single-Pole/3-Way  4-Way  Timer (Must be paired with another SensaSwitch or SensaDimmer) | 600W, 120VAC, 60 Hz, 1/6 Hp | All Loads | |  | White Magnesium | ASTM2W2 ASTM2M2 |
| SensaDimmer, Auto-ON/Auto-OFF  | Single-Pole/3-Way  4-Way  Dimming Occupancy Sensor 3-Wire (Must be paired with another SensaSwitch or SensaDimmer) | 25W - 700W 25W - 450W | Incandescent, Halogen  CFL/LED  | 5 minutes – 30 minutes |  | White Magnesium | ADSM703HW2 ADSM703HM2 |

| NAME | SPECIFICATIONS | RATING | COMPATIBLE LOADS | COMPLIANCE | FINISH OPTIONS | PART NUMBER |
|--|--|----------------------|------------------|---|--------------------|--------------------------|
| Wave Switch  | Single-Pole/3-Way  | 15A, 120 VAC, 1/2 Hp | All Loads |  | White Magnesium | ASWV1532W2 ASWV1532M2 |

Wireless Lighting Remote Control

This unique remote allows you to control your wireless switches and dimmers from anywhere in the home as well as create lighting scenes.

The remote is easy to program and is compatible with adorne multi-location wireless lighting controls. It allows up to four lighting scenes, as well as one-touch dimming or brightening of your lights.

| NAME | PART NUMBER |
|---|-------------|
| Wireless Lighting Remote Control  | ADMHRM4 |
































Touch™

The Touch design features a stunning translucent face and operates just like an iPhone® - simply touch your finger on the circle to turn lights on and off, or use the arrows on the right to dim them (Touch dimmer only).

The white Touch interface is created using a unique translucent material. In multi-gang installations, we recommend pairing white Touch switches and dimmers for optimal consistency.

See pages 74 & 78 for switch and dimmer installation instructions.



| NAME | SPECIFICATIONS | RATING | COMPATIBLE LOADS | COMPLIANCE | FINISH OPTIONS | PART NUMBER |
|--|--|---|---|---|--------------------|--|
| Touch Switch | Single-Pole/3-Way   | 15A, 120 VAC, 1/2 Hp | All Loads |  | White Magnesium | ASTH1532W2 ASTH1532M2 |
| Touch Switch, Whole-House Wireless | Wireless Master, Whole-House   Wireless Remote, Whole-House   | | All Loads |  | White Magnesium | ASTH155RMW1 ASTH155RMM1 ASTHRRW1 ASTHRRM1 |
| Touch Dimmer, Multi-Location Wireless | Wireless Master, Multi-Location   Tru-Universal 3-Wire Wireless Remote, Multi-Location   | 6W - 700W 6W - 450W | Incandescent, Halogen, Forward-Phase ELV, MLV, Fluorescent    CFL, LED, Reverse-Phase ELV    |  | White Magnesium | ADTH700MMTUW2 ADTH700MMTUM2 ADTHMRUW2 ADTHMRUM2 |
| Touch Dimmer, Whole-House Wireless | Wireless Master, Whole-House   Tru-Universal 3-Wire Wireless Master, Whole-House 2-Wire Wireless Remote, Whole-House   | 6W - 700W 6W - 450W 60W - 600W | Incandescent, Halogen, Forward-Phase ELV, MLV, Fluorescent    CFL, LED, Reverse-Phase ELV    Incandescent, Halogen  |  | White Magnesium | ADTH700RMTUW1 ADTH700RMTUM1 ADTH600RMHW1 ADTH600RMHM1 ADTHRRW1 ADTHRRM1 |

iPhone® is a registered trademark of Apple, Inc.

Dimensions

| NAME | PART NUMBER | DIMENSIONS (H x W x D) | NAME | PART NUMBER | DIMENSIONS (H x W x D) |
|--|--|--|--|--|--|
| Paddle Switch, 2-Module | ASPD1531W4 ASPD1532M4 ASPD2032W4 ASPD2032M4 ASPD2042W4 ASPD2042M4 | 1.77" x 1.77" x 1.5" 1.77" x 1.77" x 1.59" 1.77" x 1.77" x 1.72" | Push Switch | ASPU1532W4 ASPU1532M4 | 1.77" X 1.77" x 1.82" |
| Paddle Dimmer | ADPD703HW4 ADPD703HM4 ADPD1103HW4 ADPD1103HM2 ADPD453LW2 ADPD453LM2 | 4.20" x 1.77" x 1.62" 4.20" x 2.51" x 1.62" 4.20" x 1.77" x 1.62" | SensaSwitch, Auto-ON/ Auto-OFF | ASOS32W4 ASOS32M4 | 2.66" x 1.77" x 1.85" |
| Paddle Switch, 1-Module | ASPD1531W4 ASPD1531M4 | 1.77" x 0.89" x 1.5" | SensaSwitch, Manual- ON/Auto-OFF | ASVS12W4 ASVS12M4 | 2.66" x 1.77" x 1.85" |
| Paddle Fan Speed Control | AAFN4S16AW4 AAFN4S16AM4 | 2.66" x 1.77" x 1.85" | SensaSwitch, Manual- ON/Timed-OFF | ASTM2W2 ASTM2M2 | 2.66" x 1.77" x 1.85" |
| Whisper Switch | ASWR1532W4 ASWR1532M4 | 1.77" X 1.77" x 1.63" | SensaDimmer, Auto- ON/Auto-OFF | ADSM703HW2 ADSM703HM2 | 4.20" x 1.77" x 1.85" |
| Whisper Dimmer | ADWR703HW4 ADWR703HM4 ADWR1103HW4 ADWR1103HM4 | 4.20" x 1.77" x 1.77" 4.20" x 2.51" x 1.77" | Wave Switch | ASWW1532W2 ASWW1532M2 | 2.66" x 1.77" x 1.71" |
| Whisper Dimmer, Multi-Location Wireless | ADWR700MMUW2 ADWR700MMUM2 ADWR700MMHW2 ADWR700MMHM2 ADWRMRUW2 ADWRMRUM2 | 4.20" x 1.77" x 1.79" 4.20" x 1.77" x 1.79" 4.20" x 1.77" x 1.79" 4.20" x 1.77" x 1.79" | Touch Switch | ASTH1532W2 ASTH1532M2 | 2.66" x 1.77" x 1.63" |
| sofTap Switch | ASTP1532W4 ASTP1532M4 | 2.66" x 1.77" x 1.63" | Touch Switch, Whole-House Wireless | ASTH155RMW1 ASTH155RMM1 ASTHRRW1 ASTHRRM1 | 2.66" x 1.77" x 1.63" 2.66" x 1.77" x 1.63" |
| sofTap Dimmer | ADTP703HW2 ADTP703HM2 ADTP1103HW4 ADTP1103HM4 ADTP703UW2 ADTP703UM2 | 4.20" x 1.77" x 1.79" 4.20" x 2.51" x 1.79" 4.20" x 1.77" x 1.79" 4.20" x 1.77" x 1.79" | Touch Dimmer, Multi-Location Wireless | ADTH700MMUW2 ADTH700MMUM2 ADTHMRUW2 ADTHMRUM2 | 4.20" x 1.77" x 1.79" 4.20" x 1.77" x 1.79" |
| sofTap Switch, Multi-Location Wireless | ASTPRF2W2 ASTPRF2M2 ASTPRFR2W2 ASTPRFR2M2 | 2.66" x 1.77" x 1.63" 2.66" x 1.77" x 1.63" | Touch Dimmer, Whole-House Wireless | ADTH700RMHW1 ADTH700RMHM1 ADTH700RMUW1 ADTH700RMUM1 ADTHRRW1 ADTHRRM1 | 4.20" x 1.77" x 1.79" |
| sofTap Switch, Whole-House Wireless | ASTP155RMW1 ASTP155RMM1 ASTPRRW1 ASTPRRM1 | 2.66" x 1.77" x 1.63" 2.66" x 1.77" x 1.63" | Blank, 1-Module | AABK1W4 AABK1M4 | 1.77" X 0.89" x 0.96" |
| sofTap Dimmer, Multi-Location Wireless | ADTP700MMUW2 ADTP700MMUM2 ADTP700MMHW2 ADTP700MMHM2 ADTPMRUW2 ADTPMRUM2 | 4.20" x 1.77" x 1.79" 4.20" x 1.77" x 1.79" 4.20" x 1.77" x 1.79" 4.20" x 1.77" x 1.79" | Tamper-Resistant Outlet, 2-Module | ARTR152W4 ARTR152M4 ARTR202W4 ARTR202M4 | 2.12" x 1.77" x 1.73" 2.12" x 1.77" x 1.73" |
| sofTap Dimmer, Whole-House Wireless | ADTP700RMHW1 ADTP700RMHM1 ADTP700RMUW1 ADTP700RMUM1 ADTPRRW1 ADTPRRM1 | 4.20" x 1.77" x 1.79" 4.20" x 1.77" x 1.79" | Tamper Resistant Out- let, 3-Module | ARTR153W4 ARTR153M4 | 3" x 1.77" x 1.48" |
| | | | Tamper-Resistant GFCI, 2-Module | AGFTR152W4 AGFTR152M4 AGFTR202W4 AGFTR202M4 | 2.66" x 1.77" x 1.82" 2.66" x 1.77" x 1.82" |
| | | | Tamper-Resistant GFCI, 3-Module | AGFTR153W4 AGFTR153M4 | 3.00" x 1.76" x 1.82" |
| | | | Energy-Saving ON/OFF Outlet | ARPS152W4 ARPS152M4 | 2.66" x 1.77" x 1.73" |
| | | | Wireless Outlet | ARPS15RF2W4 ARPS15RF2M4 | 2.66" x 1.76" x 1.82" |
| | | | USB Outlet, 1-Module | ARUSBW4 ARUSBM4 | 1.77" X 0.89" x 1.81" |