

# 4" CFL Trims

( LAMP WATTAGE: UP TO 26W )

Catalog Number:

Project Name:

Type:

Note:

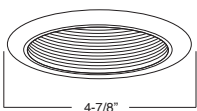
**elite** LIGHTING

**B401CP-CP  
STEPPED BAFFLE**



**BAFFLE FINISH:**  
W, P, SN, CP, BZ

**TRIM/RING FINISH:**  
WH, BK, SN, CP, CH,  
PB, BZ



**B402CP-WH  
REFLECTOR**




**REFLECTOR FINISH:**  
CL, RG, W, MB,  
CP, SN

**TRIM/RING FINISH:**  
WH, BK, SN, CP, CH,  
PB, BZ

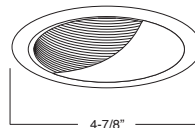


**B406P-WH  
WALL WASH WITH BAFFLE**



**BAFFLE FINISH:**  
W, P, SN, CP, BZ

**TRIM/RING/COVER  
FINISH:**  
WH, BK

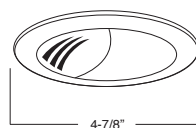


**B407CL-WH  
WALL WASH WITH REFLECTOR**



**REFLECTOR FINISH:**  
CL, RG, W, MB, BZ,  
CP, SN, SHZ

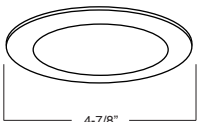
**TRIM/RING/COVER  
FINISH:**  
WH, BK



**B420-GREEN  
GLASS TRIM**



**GLASS FINISH:**  
GREEN, YELLOW,  
PINK, BROWN, NAVY  
BLUE, ORANGE,  
WHITE, RED

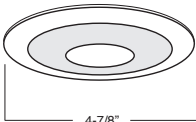


**B462CL-WH  
SEMI-FROSTED LENS WITH REFLECTOR**



**REFLECTOR FINISH:**  
CL, RG, W, MB,  
CP, SN

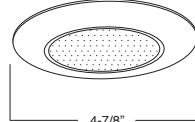
**TRIM/RING FINISH:**  
WH, BK, SN, CP, CH,  
PB, BZ



**B452CP  
ALBALITE LENS**



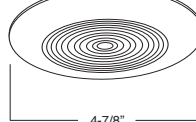
**TRIM/RING FINISH:**  
WH, BK, SN, CP, CH,  
PB, BZ



**B455PB  
FRESNEL LENS**



**TRIM/RING FINISH:**  
WH, BK, SN, CP, CH,  
PB, BZ



**B451PB  
DROP OPAL LENS**



**TRIM/RING FINISH:**  
WH, BK, SN, CP, CH,  
PB, BZ



**B454CP-WH  
CLEAR LENS WITH REFLECTOR**



**REFLECTOR FINISH:**  
CL, RG, W, MB,  
CP, SN

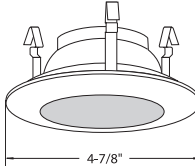
**TRIM/RING FINISH:**  
WH, BK, SN, CP, CH,  
PB, BZ



**B437WH  
SMOOTH FROST SHOWER LITE**



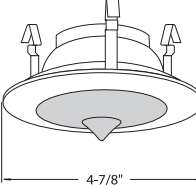
**TRIM/RING FINISH:**  
WH, BK, SN, CP, CH,  
PB, BZ



**B438WH  
DESIGNER SHOWER LITE**



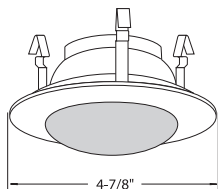
**TRIM/RING FINISH:**  
WH, BK, SN, CP, CH,  
PB, BZ



**B439WH  
SMOOTH FROST DOME SHOWER LITE**



**TRIM/RING FINISH:**  
WH, BK, SN, CP, CH,  
PB, BZ

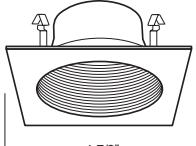


**B471CP-WH  
SQUARE STEPPED BAFFLE**



**BAFFLE FINISH:**  
W, P, SN, CP, BZ

**TRIM/RING FINISH:**  
WH, BK, SN, CP, CH,  
PB, BZ

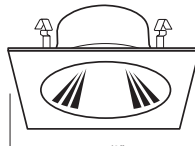


**B473CP-WH  
SQUARE REFLECTOR**



**REFLECTOR FINISH:**  
CL, RG, W, MB,  
CP, SN

**TRIM/RING FINISH:**  
WH, BK, SN, CP, CH,  
PB, BZ

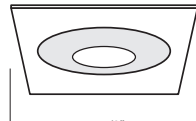


**B444CL-WH  
SQUARE FROSTED LENS WITH REFLECTOR**



**REFLECTOR FINISH:**  
CL, RG, W, MB,  
CP, SN

**TRIM/RING FINISH:**  
WH, BK



**elite** LIGHTING

Submittal form is available @ [www.iuseelite.com](http://www.iuseelite.com)  
Tel: 323-888-1973 • Fax: 323-888-1977

Specifications and Dimensions  
subject to change without notice.

REV: MAXILUME-SPEC-05-26-2011