

5" Incandescent Trims

(LAMP WATTAGE: 75W R/PAR30, 60W A19, 65W BR30)

Catalog Number:

Project Name:

Type:

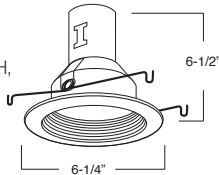
Note:

elite LIGHTING

**B530CP-CP
STEPPED BAFFLE**



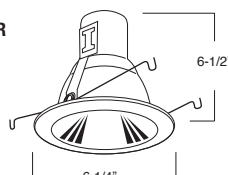
AVAILABLE COLOR COMBINATIONS:
CP-CP, SN-SN, W-WH, P-WH, P-BK, BZ-BZ



**B507RG-WH
REFLECTOR**



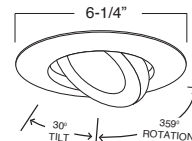
AVAILABLE COLOR COMBINATIONS:
CP-CP, W-WH, RG-WH, MB-WH, CL-WH, MB-BK, RG-PB, CL-CH



**B563PB
PAR30 GIMBAL TRIM**



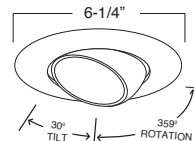
TRIM/RING FINISH:
WH, BK, SN, CP, CH, PB, BZ




**B502SN
EYEBALL**



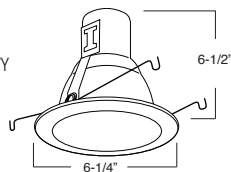
TRIM/RING FINISH:
WH, BK, SN, CP, CH, PB, BZ



**B520-NAVY BLUE
GLASS TRIM**



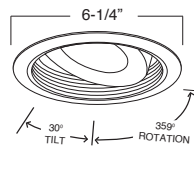
GLASS FINISH:
GREEN, YELLOW, PINK, BROWN, NAVY BLUE, ORANGE, WHITE, RED



**B573W-WH
PAR30 BAFFLE W/ GIMBAL RING**



AVAILABLE COLOR COMBINATIONS:
CP-CP, SN-SN, W-WH, P-WH, P-BK

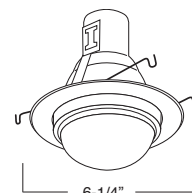


**B504WH
SHOWER TRIM**



FOR
WET
LOCATION

TRIM/RING FINISH:
WH, BK, SN, CP, CH, BZ

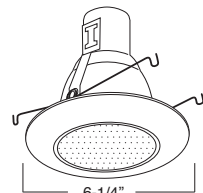


**B501CP
METAL ALBALITE LENS**



FOR
WET
LOCATION

TRIM/RING FINISH:
WH, BK, SN, CP, CH, BZ

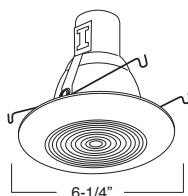


**B505SN
METAL FRESNEL LENS**



FOR
WET
LOCATION

TRIM/RING FINISH:
WH, BK, SN, CP, CH, BZ

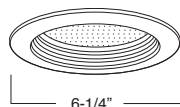


**B535P-WH
BAFFLE WITH ALBALITE LENS**



FOR
WET
LOCATION

AVAILABLE COLOR COMBINATIONS:
CP-CP, SN-SN, W-WH, P-WH, P-BK

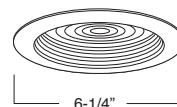


**B536W-WH
BAFFLE WITH FRESNEL LENS**



FOR
WET
LOCATION

AVAILABLE COLOR COMBINATIONS:
CP-CP, SN-SN, W-WH, P-WH, P-BK

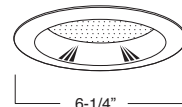


**B541RG-WH
REFLECTOR WITH ALBALITE LENS**



FOR
WET
LOCATION

AVAILABLE COLOR COMBINATIONS:
CP-CP, W-WH, RG-WH, MB-BK, CL-WH, MB-BK, RG-PB, CL-CH

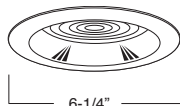


**B542CL-WH
REFLECTOR WITH FRESNEL LENS**



FOR
WET
LOCATION

AVAILABLE COLOR COMBINATIONS:
CP-CP, W-WH, RG-WH, MB-BK, CL-WH, MB-BK, RG-PB, CL-CH

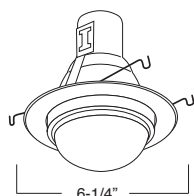


**B504L
PLASTIC SHOWER TRIM**



FOR
WET
LOCATION

TRIM/RING FINISH:
WHITE PLASTIC

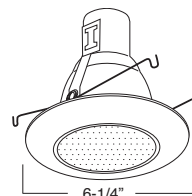


**B501L
PLASTIC ALBALITE LENS**



FOR
WET
LOCATION

TRIM/RING FINISH:
WHITE PLASTIC

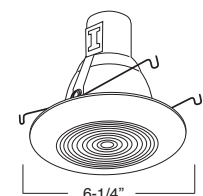


**B505L
PLASTIC FRESNEL LENS**



FOR
WET
LOCATION

TRIM/RING FINISH:
WHITE PLASTIC



elite LIGHTING

Submittal form is available @ www.iuseelite.com
Tel: 323-888-1973 • Fax: 323-888-1977

Specifications and Dimensions
subject to change without notice.

REV: MAXILUME-SPEC-05-26-2011