

4"

Low Voltage Trims

(LAMP WATTAGE: 75W 12V MR16 / 50W 120V GU10)

Catalog Number:

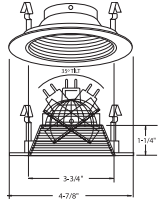
Project Name:

Type:

Note:



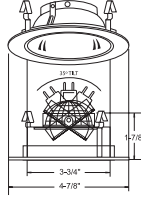
B1401CP-CP
STEPPED BAFFLE



BAFFLE FINISH:
W, P, SN, CP, BZ

RING FINISH:
WH, BK, SN, CP, CH, PB, BZ

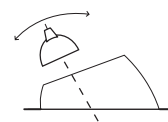
B1402CP-WH
REFLECTOR (35° TILT)



REFLECTOR FINISH:
CL, RG, W, MB, CP, SN, BZ

RING FINISH:
WH, BK, SN, CP, CH, PB, BZ

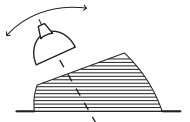
B1463RG-WH
ADJUSTABLE ANGLE-CUT REFLECTOR



REFLECTOR FINISH:
CL, RG, W, MB, CP, SN

RING FINISH:
WH, BK, SN, CP, CH, PB

B1464CP-CP
ADJUSTABLE ANGLE-CUT BAFFLE



BAFFLE FINISH:
W, P, SN, CP

RING FINISH:
WH, BK, SN, CP, CH, PB

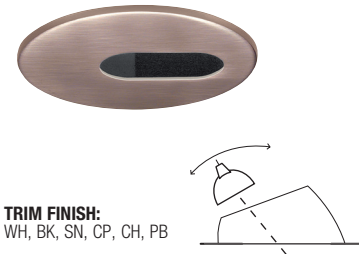
B1465CL-WH
ADJUSTABLE ANGLE-CUT PINHOLE



REFLECTOR FINISH:
CL, RG, W, MB, CP, SN

RING FINISH:
WH, SN, CP

B1466CL-WH
ADJUSTABLE ANGLE-CUT SLOT APERTURE



TRIM FINISH:
WH, BK, SN, CP, CH, PB

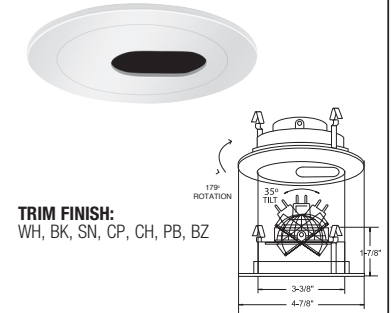
B1467CL-WH
ADJUSTABLE LENSED WALL WASH



REFLECTOR FINISH:
CL, RG, W, MB, CP, SN

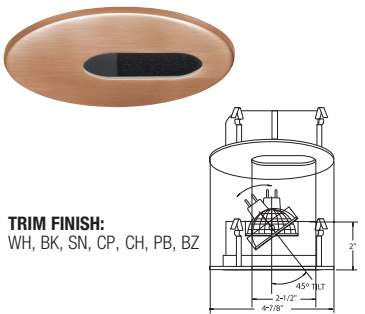
TRIM COVER:
WH, BK

B1411WH
SLOT APERTURE (35° TILT, 179° ROT)



TRIM FINISH:
WH, BK, SN, CP, CH, PB, BZ

B1403CP
ONE PIECE SLOT APERTURE (35° TILT)



TRIM FINISH:
WH, BK, SN, CP, CH, PB, BZ

B1416P-WH
BAFFLE WALL WASH



BAFFLE FINISH:
W, P, SN, CP, BZ

WALL WASH COVER:
WH, BK

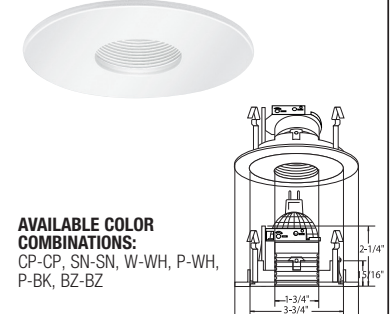
B1407CL-WH
REFLECTOR WALL WASH



REFLECTOR FINISH:
CL, RG, W, MB, CP, SN

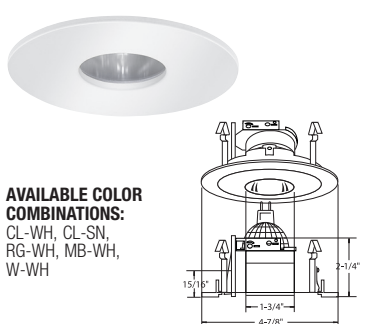
WALL WASH COVER:
WH, BK

B1414W-WH
PINHOLE WITH BAFFLE



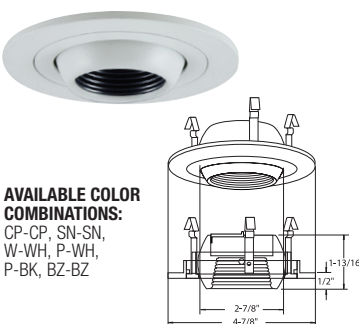
AVAILABLE COLOR COMBINATIONS:
CP-CP, SN-SN, W-WH, P-WH, P-BK, BZ-BZ

B1415CL-WH
PINHOLE WITH REFLECTOR



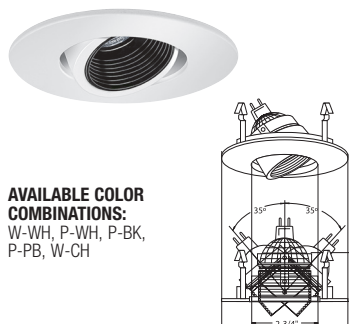
AVAILABLE COLOR COMBINATIONS:
CL-WH, CL-SN, RG-WH, MB-WH, W-WH

B1404P-WH
EYEBALL (47° TILT)



AVAILABLE COLOR COMBINATIONS:
CP-CP, SN-SN, W-WH, P-WH, P-BK, BZ-BZ

B1418P-WH
ADJ.PINHOLE W/ EYEBALL (35° TILT)



AVAILABLE COLOR COMBINATIONS:
W-WH, P-WH, P-BK, P-PB, W-CH

B1412CH
FULLY ADJUSTABLE (35° TILT, 359° ROT.)



TRIM FINISH:
WH, BK, SN, CP, CH, PB, BZ