

4" CFL Trims

(LAMP WATTAGE: UP TO 26W)

Catalog Number:

Project Name:

Type:

Note:

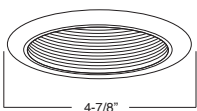
elite LIGHTING

**B401CP-CP
STEPPED BAFFLE**



BAFFLE FINISH:
W, P, SN, CP, BZ

TRIM/RING FINISH:
WH, BK, SN, CP, CH,
PB, BZ



**B402CP-WH
REFLECTOR**




REFLECTOR FINISH:
CL, RG, W, MB,
CP, SN

TRIM/RING FINISH:
WH, BK, SN, CP, CH,
PB, BZ

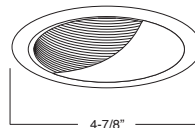


**B406P-WH
WALL WASH WITH BAFFLE**



BAFFLE FINISH:
W, P, SN, CP, BZ

**TRIM/RING/COVER
FINISH:**
WH, BK

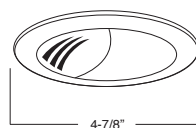


**B407CL-WH
WALL WASH WITH REFLECTOR**



REFLECTOR FINISH:
CL, RG, W, MB, BZ,
CP, SN, SHZ

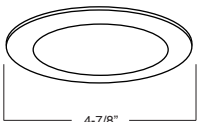
**TRIM/RING/COVER
FINISH:**
WH, BK



**B420-GREEN
GLASS TRIM**



GLASS FINISH:
GREEN, YELLOW,
PINK, BROWN, NAVY
BLUE, ORANGE,
WHITE, RED

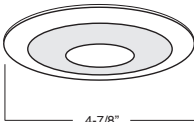


**B462CL-WH
SEMI-FROSTED LENS WITH REFLECTOR**



REFLECTOR FINISH:
CL, RG, W, MB,
CP, SN

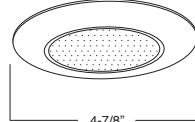
TRIM/RING FINISH:
WH, BK, SN, CP, CH,
PB, BZ



**B452CP
ALBALITE LENS**



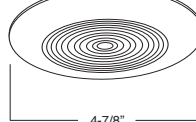
TRIM/RING FINISH:
WH, BK, SN, CP, CH,
PB, BZ



**B455PB
FRESNEL LENS**



TRIM/RING FINISH:
WH, BK, SN, CP, CH,
PB, BZ



**B451PB
DROP OPAL LENS**



TRIM/RING FINISH:
WH, BK, SN, CP, CH,
PB, BZ



**B454CP-WH
CLEAR LENS WITH REFLECTOR**



REFLECTOR FINISH:
CL, RG, W, MB,
CP, SN

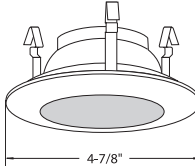
TRIM/RING FINISH:
WH, BK, SN, CP, CH,
PB, BZ



**B437WH
SMOOTH FROST SHOWER LITE**



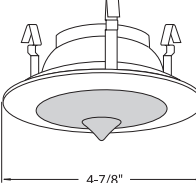
TRIM/RING FINISH:
WH, BK, SN, CP, CH,
PB, BZ



**B438WH
DESIGNER SHOWER LITE**



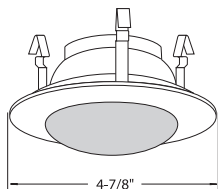
TRIM/RING FINISH:
WH, BK, SN, CP, CH,
PB, BZ



**B439WH
SMOOTH FROST DOME SHOWER LITE**



TRIM/RING FINISH:
WH, BK, SN, CP, CH,
PB, BZ

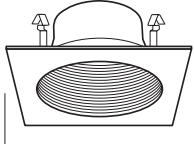


**B471CP-WH
SQUARE STEPPED BAFFLE**



BAFFLE FINISH:
W, P, SN, CP, BZ

TRIM/RING FINISH:
WH, BK, SN, CP, CH,
PB, BZ

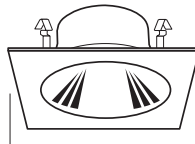


**B473CP-WH
SQUARE REFLECTOR**



REFLECTOR FINISH:
CL, RG, W, MB,
CP, SN

TRIM/RING FINISH:
WH, BK, SN, CP, CH,
PB, BZ

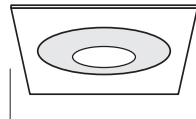


**B444CL-WH
SQUARE FROSTED LENS WITH REFLECTOR**



REFLECTOR FINISH:
CL, RG, W, MB,
CP, SN

TRIM/RING FINISH:
WH, BK



elite LIGHTING

Submittal form is available @ www.iuseelite.com
Tel: 323-888-1973 • Fax: 323-888-1977

Specifications and Dimensions
subject to change without notice.

REV: MAXILUME-SPEC-05-26-2011