

BL4R

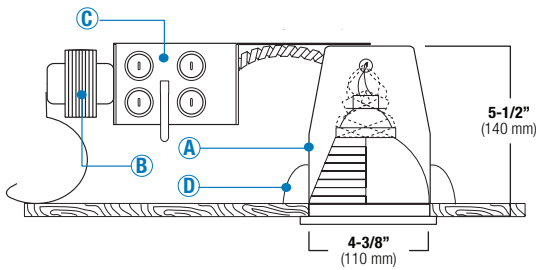
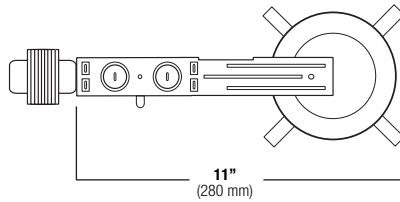
4" Miniature Low Voltage "Noise-Free" Non-IC Remodel Housing

LAMP WATTAGE: (1) MAXIMUM 12V 75W MR16

Catalog Number:	
Project Name:	Type:
Note:	



DESIGNED FOR 2" X 6" JOIST CONSTRUCTION



DESCRIPTION

Small aperture low voltage, thermally protected remodel housing. For fast and easy installation in existing plaster or mechanical ceilings from 1/2" to 1-3/8" thick. Four remodel clips are easily retractable for fixture removal if necessary. Accommodates up to 75W MR16 lamps. Junction box is provided with eight 1/2" KOs, and four Romex knockouts with strain relief.

SPECIFICATION

A. HOUSING

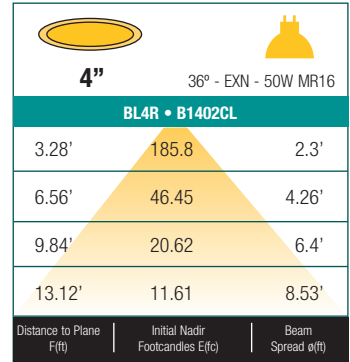
- High temperature painted 22 gauge deep drawn single piece housing. Accommodates lamps up to 50W depending on trim used.

B. TRANSFORMER - Enhanced in heat dissipating cover, to provide noise free operation. Attached to junction box cover so it may be serviced from below the ceiling. Thermally protected.

- **M**-Class H dimming magnetic transformer.
- **E**-Class II dimming electronic transformer (LighTech part #LET 75 BF)
- **TOR**-Class H dimming toroidal transformer, providing 35% more lumens than traditional transformers. Constructed of M3 grade silicone steel.(Must use dimmers rated for electromagnetic transformer)

C. JUNCTION BOX - ETL and UL listed for through-branch circuit wiring and has eight 1/2" KOs and four Romex knockouts with strain relief.

D. INSTALLATION - Four preinstalled spring clips which secure the housing firmly into ceiling to accommodate different ceiling thickness from 1/2" to 1-3/8".



BEAM DIA. MEASURED AT 50% OF NADIR F.C.

FEATURES

- Integral low voltage magnetic transformer to prolong lamp life and increase lighting quality.
- Thermally Protected Non-IC remodel housing.
- Can be installed from below the ceiling.
- Four preinstalled spring clips which secure the housing firmly into ceiling to accommodate different ceiling thicknesses from 1/2" to 1-3/8".
- Designed for accent and task lighting applications.
- Dependable, favorable design and effortless installation.
- 5-1/2" height allows use in 2" x 6" joist construction.
- Unit clips through 4-1/4" ceiling opening.

OPTIONS

1. AIR-SHUT

- Gasket to prevent air flow from heated or air conditioned spaces.
- Meets all national air flow requirements.

UL AND C-UL/ETL AND C-ETL LISTED

For Damp location
For Feed-through wiring



BL4R - ITEM SELECTOR: (Please check the boxes below for the option desired)

WATTAGE	TRIM TYPE	BAFFLE	TRIM RING	MR 16 LENS FILTER
<input type="checkbox"/> 20W	<input type="checkbox"/> B1451 ¹ <input type="checkbox"/> B1476 ² <input type="checkbox"/> B1494 <input type="checkbox"/> B1425 <input type="checkbox"/> B1439 <input type="checkbox"/> B1411	<input type="checkbox"/> W <input type="checkbox"/> P <input type="checkbox"/> SN <input type="checkbox"/> CP <input type="checkbox"/> BZ	<input type="checkbox"/> WH <input type="checkbox"/> BK <input type="checkbox"/> SN <input type="checkbox"/> CP <input type="checkbox"/> CH <input type="checkbox"/> PB	<input type="checkbox"/> BP8MR16-BL (Blue) <input type="checkbox"/> BP8MR16-FR (Frosted) <input type="checkbox"/> BP8MR16-GR (Green) <input type="checkbox"/> BP8MR16-SP (Spread) <input type="checkbox"/> BP8MR16-PI (Pink) <input type="checkbox"/> BP8MR16-SF (Soft Focus) <input type="checkbox"/> BP8MR16-PU (Purple) <input type="checkbox"/> BP8MR16-HC (Honey Comb) <input type="checkbox"/> BP8MR16-DL (Day Light) <input type="checkbox"/> BP8MR16-LI (Linear) <input type="checkbox"/> BP8MR16-YE (Yellow) <input type="checkbox"/> BP8MR16-SOL (Solite) <input type="checkbox"/> BP8MR16-AM (Amber) <input type="checkbox"/> BP8MR16-CL (Clear) <input type="checkbox"/> BP8MR16-OR (Orange) <input type="checkbox"/> BP8MR16-UV (Ultraviolet) <input type="checkbox"/> BP8MR16-RE (Red)
BALLAST	<input type="checkbox"/> B1456 ¹ <input type="checkbox"/> B1489 <input type="checkbox"/> B1434 <input type="checkbox"/> B1422 <input type="checkbox"/> B1466 <input type="checkbox"/> B1415	REFLECTOR	<input type="checkbox"/> CL <input type="checkbox"/> BZ <input type="checkbox"/> CH ¹ <input type="checkbox"/> SS ²	
<input type="checkbox"/> (M) Magnetic <input type="checkbox"/> (E) Electronic <input type="checkbox"/> (TOR) Toroidal ³	<input type="checkbox"/> B1457 ¹ <input type="checkbox"/> B1479 <input type="checkbox"/> B1435 <input type="checkbox"/> B1413 <input type="checkbox"/> B1411 <input type="checkbox"/> B1458 ¹ <input type="checkbox"/> B1487 <input type="checkbox"/> B1484 <input type="checkbox"/> B1426 <input type="checkbox"/> B1408 <input type="checkbox"/> B1418 <input type="checkbox"/> B1459 ¹ <input type="checkbox"/> B1485 <input type="checkbox"/> B1436 <input type="checkbox"/> B1427 <input type="checkbox"/> B1406 <input type="checkbox"/> B1419 <input type="checkbox"/> B1460 ¹ <input type="checkbox"/> B1491 <input type="checkbox"/> B1440 <input type="checkbox"/> B1430 <input type="checkbox"/> B1401 <input type="checkbox"/> B1433	<input type="checkbox"/> CL <input type="checkbox"/> RG <input type="checkbox"/> W <input type="checkbox"/> MB <input type="checkbox"/> BZ <input type="checkbox"/> CP <input type="checkbox"/> SN <input type="checkbox"/> SHZ		
VOLTAGE	<input type="checkbox"/> B1470 ² <input type="checkbox"/> B1480 <input type="checkbox"/> B1441 <input type="checkbox"/> B1431 <input type="checkbox"/> B1402 <input type="checkbox"/> B1417 <input type="checkbox"/> B1471 ² <input type="checkbox"/> B1495 <input type="checkbox"/> B1421 <input type="checkbox"/> B1462 <input type="checkbox"/> B1412 <input type="checkbox"/> B1477 <input type="checkbox"/> B1472 ² <input type="checkbox"/> B1490 <input type="checkbox"/> B1424 <input type="checkbox"/> B1452 <input type="checkbox"/> B1468 <input type="checkbox"/> B1474 ² <input type="checkbox"/> B1492 <input type="checkbox"/> B1423 <input type="checkbox"/> B1437 <input type="checkbox"/> B1461 <input type="checkbox"/> B1475 ² <input type="checkbox"/> B1481 <input type="checkbox"/> B1409 <input type="checkbox"/> B1438 <input type="checkbox"/> B1403			
OPTION	<input type="checkbox"/> AT (Air-Shut)			

1 = CH - Chrome finished • 2 = SS - Stainless Steel finished • 3 = TOR -Toroidal available only in 120V

BAFFLE	REFLECTOR	TRIM/RING
W White	CL Chrome	WH White
P Black	RG Gold	BK Black
SN Satin Nickel	W White	SN Satin Nickel
CP Copper	MB Black	CP Copper
BZ Bronze	BZ Bronze	CH Chrome
	CP Copper	PB Polish Brass
	SN Satin Nickel	BZ Bronze
	SHZ Satin Haze	

Specifications:

BL4R

WATT BALLAST VOLTAGE OPTION TRIM TYPE BAFFLE REFLECTOR TRIM/RING FILTER (1) FILTER (2)

Sample of Catalog Number: BL4R-20W-E-B1401-W-WH-BP8MR16-BL

*For custom baffle, reflector, trim ring, glass color and lens options, please consult factory.



Submittal form is available @ www.iuseelite.com
Tel: 323-888-1973 • Fax: 323-888-1977

Specifications and Dimensions subject to change without notice.

REV: ELITE LIGHTING-SPEC-05-24-2011