



TRAC 12

Project: _____

Fixture Type: _____

Location: _____

Contact/Phone: _____

Miniature 20-Amp Low Voltage Trac System


TRAC SECTIONS, JOINERS, FEEDS & MONOPOINTS

TL2, TL4, TL6 and TL8

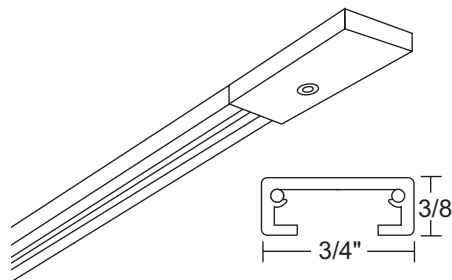
PRODUCT DESCRIPTION

Ultra-miniature, single-circuit trac sections for operation with 12 volt or 24 volt step down transformers as listed on pages D3.1.2 and D3.1.3. Each trac section is supplied with an integral terminal block feed/straight connector and is compatible with right-angle, adjustable joiner and conduit/J-box mounting accessories, as listed on back of this page, to permit NEC code-compliant installations. Accepts all Trac12 cove, accent and pendant lampholders.

DIMENSIONS



Surface Mounted Trac 12



PRODUCT SPECIFICATIONS

Construction Extruded ABS/Polycarbonate for maximum strength and heat resistance • Injection molded polycarbonate terminal block end-feed/straight connector assembly with decorative cover
 • Injection molded polycarbonate dead-end with set screw
 • Standard lengths may be cut-to-length by installer.

Electrical Two 12 gauge solid copper conductors • Rated 20 amps at 12 or 24 volts.

Labels UL listed, CSA certified.

Product specifications subject to change without notice.

PRODUCT INSTALLATION

Terminal block connector, supplied with each trac section, accepts up to 10 gauge solid secondary feed wire or allows connection to additional trac sections • Use with TL34 conduit adapter or TL21 Outlet Box canopy for Class 1 installations over 60VA • Supplied with toggle bolts for surface mounting.

PRODUCT CODES

Catalog Number	Description	Actual Length	Finish
TL2WH	2' Trac Section	20 5/8"	White
TL2BL	2' Trac Section	20 5/8"	Black
TL4WH	4' Trac Section	44 5/8"	White
TL4BL	4' Trac Section	44 5/8"	Black
TL6WH	6' Trac Section	68 5/8"	White
TL6BL	6' Trac Section	68 5/8"	Black
TL8WH	8' Trac Section	92 5/8"	White
TL8BL	8' Trac Section	92 5/8"	Black

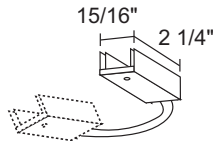
TRAC 12

Miniature 20-Amp Low Voltage Trac System

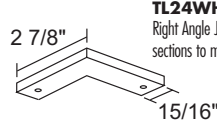
TRAC SECTIONS, JOINERS, FEEDS & MONOPOINTS

TL2, TL4, TL6 and TL8

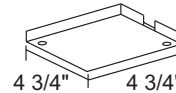
Joiner Connectors (12V or 24V)



TL20WH, TL20BL
Adjustable Joiner.
Electrically joins two
Trac 12 sections at variable
angles.



TL24WH, TL24BL
Right Angle Joiner. Joins two Trac 12
sections to make a 90° corner.



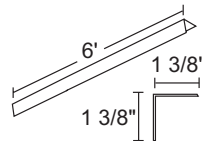
TL21WH, TL21BL
Outlet Box/T-Bar Ceiling Canopy.
For mounting over outlet box or in
T-bar ceilings. Includes: mounting
plate and cover with breakouts to
feed up to four Trac 12 sections.
(For T-bar ceilings order one
TL37.)

Mounting Accessories

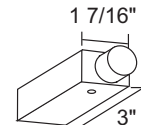


TLR37
15/16" T-Bar Attachment Clip.
To attach Trac 12 to inverted
T-bar ceilings using flush or
drop tiles. Use one per foot of
Trac 12 trac.

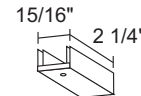
TLR37-9-16
9/16" T-Bar Attachment Clip.
To attach Trac 12 to inverted
T-bar ceilings using flush or
drop tiles. Use one per foot of
Trac 12 trac.



TL4000WH, TL4000BL
Extruded Aluminum Fascia. Conceals trac
and lampholders. 6" length. Cut to size
on job to fit required shielding. Includes
mounting screws and end caps.



TL34WH, TL34BL
Conduit Feed. For surface wiring
or top feed using 1/2" electrical
connectors.



TL38WH, TL38BL
End Feed Connector/Dead End.
Converts extra field cut-off trac
section to complete trac assemblies.

SURFACE MONOPOINT ADAPTERS (FOR 12V ONLY)

TL40WH, TL40BL, TL40SL
Surface Monopoint Adapter.
Mounts directly to outlet box. Accepts
one Trac12 spotlight or pendant. Requires
remote transformer power source (order
separately).



5" diameter x 1/4" high

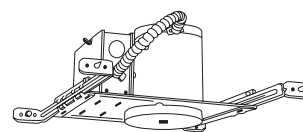
TL43WH, TL43BL, TL43SL
Surface Monopoint Adapter.
Mounts to ceiling or cabinet surfaces. Includes
50" of wire and connector for remote trans-
former **TL544N**.
Designed to accept one Juno 12V halogen
spotlight or pendant when used with
TL544N.



2 1/2" diameter x 1/8" high

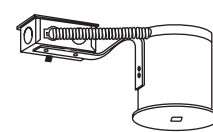
RECESSED MONOPOINT POWER PACKS (FOR 12V ONLY)

TL543WH
Recessed Monopoint Power Pack
for new construction. IC approved for direct contact
with insulation. Includes 12V-50VA electronic
transformer, pre-wired recessed housing, canopy and
adjustable bar hangers. Accepts one Trac12 halogen
spotlight or pendant. Recessed section 6" high.



5" diameter x 1/4" high

TL542WH
Recessed Monopoint Power Pack
for remodel construction. IC approved for direct
contact with insulation. Includes 12V-50VA electronic
transformer, pre-wired recessed housing and canopy.
Accepts one Trac12 halogen spotlight or pendant.
Recessed section 6" high.



5" diameter x 1/4" high

MONOPOINT ADAPTER w/ INTEGRAL ELECTRONIC TRANSFORMER

TL539WH
Monopoint Adapter w/ Integral Transformer.
Attaches to all Juno 6" dia. recessed housings.
12V-50VA. Accepts one Trac 12 halogen
spotlight or pendant. 120VAC input.



7 5/8" diameter x 3/16" high

TL540WH, TL540BL, TL540SL
Monopoint Adapter w/ Integral Transformer.
Mounts directly to outlet box. 12V-50VA. Accepts one
Trac 12 halogen spotlight or pendant. 120VAC input.

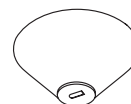
**TL540U-WH, TL540U-BL,
TL540U-SL**
Same as above except compatible with both LED and
halogen
fixtures.



6 1/2" diameter x 1 3/8" high

TL541WH, TL541BL, TL541SL
Conical Monopoint Adapter w/ Integral Transformer.
Mounts directly to outlet box. 12V-50VA. Accepts one
Trac 12 halogen spotlight or pendant. 120VAC input.

**TL541U-WH, TL541U-BL,
TL541U-SL**
Same as above except compatible with both LED and
halogen fixtures.



5 3/8" diameter x 2 3/8" high

Trac 12 Extension Wands



**TLRW12, TLRW18,
TLRW24, TLRW36, TLRW48**
Trac 12 Extension Wands
(12", 18", 24", 36", 48")
Suspend Trac 12 lampholders from Trac 12
or Trac 12/25 trac sections or monopoints.
WH, BL, SL



1300 S. Wolf Road • Des Plaines, IL 60018 • Phone (847) 827-9880 • Fax (847) 827-2925
220 Chrysler Drive • Brampton, Ontario • Canada L6S 6B6 • Phone (905) 792-7335 • Fax (905) 792-0064
Visit us at www.junolightinggroup.com

Product specifications subject to change without notice.