


Worklights



Work Lights

- Available in:
 - OIL-RESISTANT SJOW and all-weather SJTW, in 16 or 18-gauge.
 - Wall-mount retractable cord reel.
- Metal guard has an easy-to-open flip-lock for bulb replacement and a convenient hanging hook.
- Grounded outlet on handle (on 16-gauges) for conveniently powering tools or accessories in workshop or garage.
- 13 Amps, 125 Volts, max 100-Watt, type A bulb (not included.)



Emergency Trouble Lamp

- 12 volts, 50 Watt bulb included.
- With swivel hook on plastic cage.
- Clips for battery terminal attachment.

| ORDER NO. | PRODUCT CODE | GAUGE/ CONDUCTOR | WIRE TYPE | CORD LENGTH (M) | CORD COLOUR | PACK SIZE | SHIP CARTON MC/TRAY/DB |
|-----------|--------------|------------------|-----------|-----------------|-------------|-----------|------------------------|
| 546085 | D1045M | 18/2 | PXWT | 4.5 | Black | 4 | MC |



Garage/Workshop Work Light

- OIL-RESISTANT SJOW wire does not break down even with frequent contact with oil and standard garage chemicals.
- Grounded outlet on handle for conveniently powering tools.

| ORDER NO. | PRODUCT CODE | GAUGE/ CONDUCTOR | WIRE TYPE | CORD LENGTH (M) | CORD COLOUR | PACK SIZE | SHIP CARTON MC/TRAY/DB |
|-----------|--------------|------------------|-----------|-----------------|-------------|-----------|------------------------|
| 541459 | D407M | 16/3 | SJOW | 7 | Black | 10 | TRAY |
| 541460 | D410M | 16/3 | SJOW | 10 | Black | 9 | TRAY |
| 541462 | D415M | 16/3 | SJOW | 15 | Black | 6 | TRAY |

Workshop/Garage Worklight

- Grounded outlet on handle.
- Dual Hook system



| ORDER NO. | PRODUCT CODE | GAUGE/ CONDUCTOR | WIRE TYPE | CORD LENGTH (M) | CORD COLOUR | PACK SIZE | SHIP CARTON MC/TRAY/DB |
|-----------|--------------|------------------|-----------|-----------------|-------------|-----------|------------------------|
| 541426 | D310M | 16/3 | SJTW | 10 | Blue | 9 | TRAY |
| 541455 | D315M | 16/3 | SJTW | 15 | Blue | 6 | TRAY |

Work Lights

Workshop Work Light

- Many uses around the home, or workshop.
- On/Off switch on handle.
- Polarized.
- Dual hook system.



• 541362

| ORDER NO. | PRODUCT CODE | GAUGE/ CONDUCTOR | WIRE TYPE | CORD LENGTH (M) | CORD COLOUR | PACK SIZE | SHIP CARTON MC/TRAY/DB |
|-----------|--------------|------------------|-----------|-----------------|-------------|-----------|------------------------|
| 541329 | D201M | 18/2 | SJTW | 1 | Orange | 12 | TRAY |
| 541332 | D206M | 18/2 | SJTW | 6 | Orange | 10 | TRAY |
| 541362 | D210M | 18/2 | SJTW | 10 | Orange | 9 | TRAY |
| 541388 | D215M | 18/2 | SJTW | 15 | Orange | 6 | TRAY |



Retractable Work Light

- Self-rewinding.
- On-off switch on handle.
- Cord-stop keeps the length of cord required out of the case.
- Ceiling- or wall-mount hardware included.
- 120 Volts, Max 75 watt type A bulb.

| ORDER NO. | PRODUCT CODE | GAUGE/ CONDUCTOR | WIRE TYPE | CORD LENGTH (M) | CORD COLOUR | PACK SIZE | SHIP CARTON MC/TRAY/DB |
|-----------|--------------|------------------|-----------|-----------------|-------------|-----------|------------------------|
| 546200 | D206R | 18/3 | SVT | 6 | Black | 6 | MC |

Fluorescent Workshop Light

- Energy-saving fluorescent work light.
- On/Off switch.
- 360° rotating hang hook.
- Tough, shatter resistant polycarbonate guard.
- Large handle for better grip.
- 1-13 watt lamp.



| ORDER NO. | PRODUCT CODE | GAUGE/ CONDUCTOR | WIRE TYPE | CORD LENGTH (M) | CORD COLOUR | PACK SIZE | SHIP CARTON MC/TRAY/DB |
|-----------|-----------------------------|------------------|-----------|-----------------|-------------|-----------|------------------------|
| 541321 | NFSNG18MFL (NO SOCKET) | 18/2 | SJTW | 1.8 | Black | 16 | TRAY |
| 541325 | NFSNG18MFL (WITH SOCKET) | 16/3 | SJTW | 1.8 | Black | 16 | TRAY |



Single Fluorescent Folding Workshop Light

- Energy-saving fluorescent work light.
- On/Off switch.
- 360° rotating hang hook.
- Tough, shatter resistant polycarbonate guard.
- Large handle for better grip.
- 1-13 watt lamp.

| ORDER NO. | PRODUCT CODE | GAUGE/ CONDUCTOR | WIRE TYPE | CORD LENGTH (M) | CORD COLOUR | PACK SIZE | SHIP CARTON MC/TRAY/DB |
|-----------|--------------------------|------------------|-----------|-----------------|-------------|-----------|------------------------|
| 541328 | SNG6MFL (WITH SOCKET) | 16/3 | SJTW | 6 | Black | 12 | TRAY |

Dual Fluorescent Folding Workshop Light

- Energy-saving dual fluorescent work light.
- On/Off switch.
- 360° rotating hang hook.
- Tough, shatter resistant polycarbonate guard.
- Large handle for better grip.
- 2-13 watt lamp.





| ORDER NO. | PRODUCT CODE | GAUGE/ CONDUCTOR | WIRE TYPE | CORD LENGTH (M) | CORD COLOUR | PACK SIZE | SHIP CARTON MC/TRAY/DB |
|-----------|---------------------------|------------------|-----------|-----------------|-------------|-----------|------------------------|
| 541322 | DUAL6MFL (WITH SOCKET) | 16/3 | SJTW | 6 | Black | 10 | TRAY |

Work Lights

Cord Reel with Dual Fluorescent Folding Work Light

- Energy-saving dual fluorescent work light.
- Adjustable Cord Stopper.
- On/Off switch.
- 360° rotating hang hook.
- Tough, shatter resistant polycarbonate guard.
- Large handle for better grip.
- 2-13 watt lamp.
- Attractive eye catching display box.
- With socket.



| ORDER NO. | PRODUCT CODE | GAUGE/ CONDUCTOR | WIRE TYPE | CORD LENGTH (M) | CORD COLOUR | PACK SIZE | SHIP CARTON MC/TRAY/DB |
|-----------|--------------|------------------|-----------|-----------------|-------------|-----------|------------------------|
| 541323 | CRDRL9MDLFL | 16/3 | SJTW | 9 | Black | 3 | MC |

Fluorescent Workshop Kit Combo

- Energy-saving fluorescent worklight has a 3 metre cord.
- 4-outlet cord reel with easy-to-grip handle and ON/OFF switch has 6 metres of 16/3 cord.
- ON/OFF switch and hanging hook on stay-cool worklight handle.



| ORDER NO. | PRODUCT CODE | GAUGE/ CONDUCTOR | WIRE TYPE | CORD LENGTH (M) | CORD COLOUR | PACK SIZE | SHIP CARTON MC/TRAY/DB |
|-----------|--------------|------------------|-----------|-----------------|-------------|-----------|------------------------|
| 45485 | WKSHOP KIT | 16/3 | SJTW | 6.3 | Black | 4 | MC |

Replacement Parts •All items packaged in bulk.

Flip-Lock Metal Guard

| ORDER NO. | PRODUCT CODE | PACK SIZE | SHIP CARTON MC/TRAY/DB |
|-----------|-----------------|-----------|------------------------|
| 548349 | 1002 WKLT GUARD | 6 | TRAY |
| 548350 | 1002 WKLT GUARD | 50 | MC |



Work Light Socket With Switch

| ORDER NO. | PRODUCT CODE | PACK SIZE | SHIP CARTON MC/TRAY/DB |
|-----------|--------------|-----------|------------------------|
| 548473 | 1005 SOCKET | 100 | TRAY |



Replacement Bulb

• 12 Volt.

| ORDER NO. | PRODUCT CODE | PACK SIZE | SHIP CARTON MC/TRAY/DB |
|-----------|--------------|-----------|------------------------|
| 546083 | D125RL | 30 | TRAY |



Work Light Handle - With or Without Socket

| ORDER NO. | PRODUCT CODE | PACK SIZE | SHIP CARTON MC/TRAY/DB |
|-----------|--------------------------------|-----------|------------------------|
| 548402 | 1003 HANDLE WITH SOCKET | 30 | TRAY |
| 548457 | 1004 WKLTHANDLE WITHOUT SOCKET | 30 | TRAY |



Clamp Lamps

- Many uses around the home, office or shop.
- All lamps are made with tough, heat-resistant sockets.
- Most are made with vented aluminum reflectors, push through switches and strong double-swivel clamps with vinyl grips.
- “C” models have a fully adjustable sturdy metal spring clamp that swivels.
- “CL” models have a very strong, easy to use deluxe plastic clamp with rubber pads.
- Clamp jaws open to 4.5cm.



- On/off switch.
- Maximum 150 Watts.
- Polarized cord set.
- Full swivel head.
- 8.5" (22cm) polished aluminum reflector.



| ORDER NO. | PRODUCT CODE | GAUGE/ CONDUCTOR | WIRE TYPE | CORD LENGTH (M) | CORD COLOUR | PACK SIZE | SHIP CARTON MC/TRAY/DB |
|-----------|--------------|------------------|-----------|-----------------|-------------|-----------|------------------------|
| 510151 | C502 | 18/2 | SPT-2 | 2 | White | 5 | TRAY |



- On/off switch.
- Maximum 75 Watts.
- Polarized cord set.
- No reflector.

| ORDER NO. | PRODUCT CODE | GAUGE/ CONDUCTOR | WIRE TYPE | CORD LENGTH (M) | CORD COLOUR | PACK SIZE | SHIP CARTON MC/TRAY/DB |
|-----------|--------------|------------------|-----------|-----------------|-------------|-----------|------------------------|
| 546706 | C302 | 18/2 | SPT-1 | 1.8 | Black | 20 | TRAY |

- On/off switch.
- Maximum 60 Watts.
- Polarized cord set.
- Full swivel head.
- 5.5" (14cm) polished aluminum reflector.



| ORDER NO. | PRODUCT CODE | GAUGE/ CONDUCTOR | WIRE TYPE | CORD LENGTH (M) | CORD COLOUR | PACK SIZE | SHIP CARTON MC/TRAY/DB |
|-----------|--------------|------------------|-----------|-----------------|-------------|-----------|------------------------|
| 510160 | C402 | 18/2 | SPT-2 | 2 | White | 8 | TRAY |

- Great for projects where high heat is required.
- Heat resistant porcelain socket.
- No reflector.
- Maximum 300 Watts.
- Polarized cord set.

300 WATTS



| ORDER NO. | PRODUCT CODE | GAUGE/ CONDUCTOR | WIRE TYPE | CORD LENGTH (M) | CORD COLOUR | PACK SIZE | SHIP CARTON MC/TRAY/DB |
|-----------|--------------|------------------|-----------|-----------------|-------------|-----------|------------------------|
| 546712 | C702 | 18/2 | SPT-1 | 1.8 | Black | 20 | TRAY |

- On/off switch.
- Maximum 75 Watts.
- Polarized cord set.
- 14cm (5.5") deluxe polished aluminum reflector (546802 Only).



| ORDER NO. | PRODUCT CODE | GAUGE/ CONDUCTOR | WIRE TYPE | CORD LENGTH (M) | CORD COLOUR | PACK SIZE | SHIP CARTON MC/TRAY/DB |
|--------------------------------------|--------------|------------------|-----------|-----------------|-------------|-----------|------------------------|
| With 14cm deluxe polished reflector. | | | | | | | |
| 546802 | CL5254 | 18/2 | SPT-1 | 1.8 | Black | 8 | TRAY |
| Without reflector. | | | | | | | |
| 546800 | CL0250 | 18/2 | SPT-1 | 1.8 | Black | 20 | TRAY |

Brooder and Heat Lamps

Great For:

- Farming and pet enthusiasts.
- Excellent source of direct light.
- Low cost alternative to halogen task lighting.
- Manufactured with a 10" heavy gauge aluminum shade.
- Porcelain socket.
- Protective bulb guard and hanging hook.



| ORDER NO. | PRODUCT CODE | GAUGE/ CONDUCTOR | WIRE TYPE | CORD LENGTH (M) | CORD COLOUR | PACK SIZE | SHIP CARTON MC/TRAY/DB |
|-----------|--------------|------------------|-----------|-----------------|-------------|-----------|------------------------|
| 510165 | C802 | 18/2 | SPT-2 | 1.8 | Black | 12 | MC |
| 510166 | C803 | 18/2 | SPT-2 | 1.8 | Black | 12 | MC |