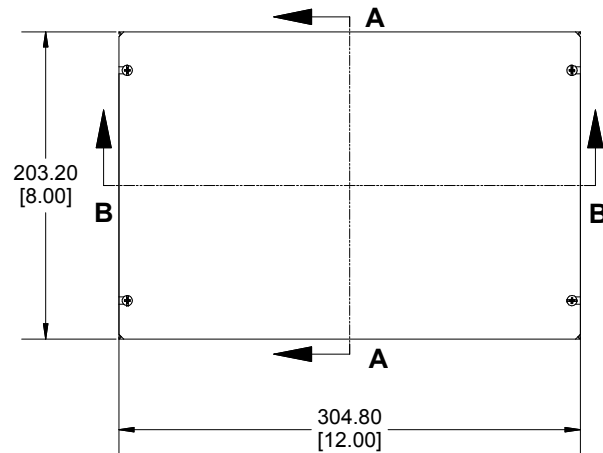
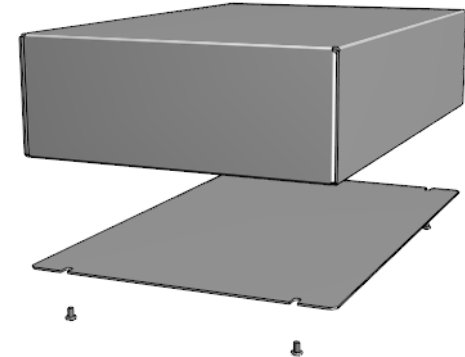
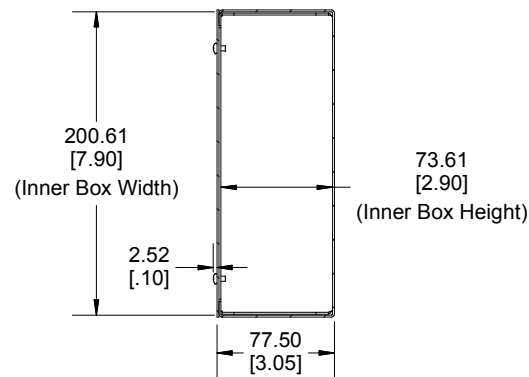


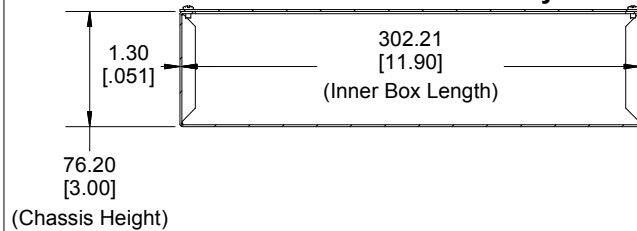
Bottom View of Assembly



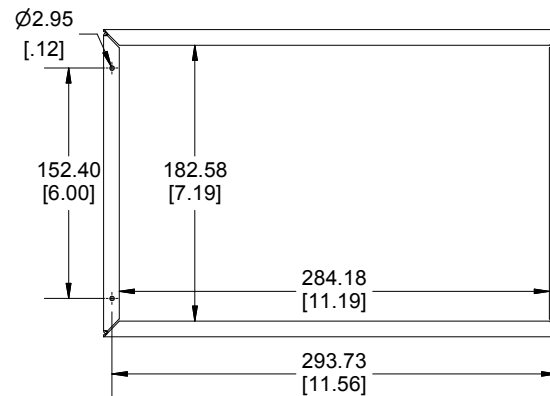
**SECTION A-A
End View of Assembly**




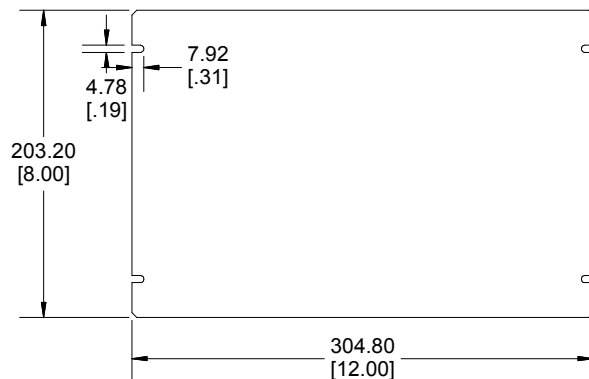
**SECTION B-B
Side View of Assembly**



**Bottom View of Chassis
(Sold Separately)**



**Bottom Plate
(Sold Separately)**



Enclosures can be Factory Modified (Milling, Drilling, Printing etc.)
Contact Factory mjm@hammondmg.com for quotes
Solid models of this enclosure available in STEP or IGES.

NOTE

All Components Sold Separately
Chassis is Made of 0.051" Aluminum.
Bottom Plate is Made of 0.051" Aluminum.

PART NUMBERS

1444-24 Enclosure

Unfinished Chassis

1444-24

Unfinished Bottom Plate

1434-22

ACCESSORIES

Unfinished Cover Screws (Pkg 6)

1421J6

[6-32 x 1/4" Self-Tapping Screws]



**HAMMOND
MANUFACTURING™**

1444-24

www.hammondmg.com

Dimensions:
mm
[inches]