



Wal-Lyter is a high performance wall-washer that delivers the highest light levels and an exceptionally even wash of light from the ceiling line to the floor line utilizing TT5 compact fluorescent lamps. It is much more efficient and more cost effective than most incandescent units producing equivalent illumination. Wal-Lyter is ideal for highlighting merchandise displays, brightening the walls in offices illuminated with sharp cut-off parabolics and for many other wall lighting applications. Lamp is never in view for normal wall wash applications.

#### Features

- Low iridescent specular reflector system for precise controlled light output
- Evenly lights vertical surfaces or displays
- 87% energy savings vs. incandescent
- 3150 lumen (40 watt) TT5 type lamp requires fewer luminaires to provide the same wall illumination as a 60 watt incandescent wallwasher
- 20,000 hours TT5 lamp life requires less maintenance than incandescent wallwasher
- Fits all lay-in grid ceiling systems
- One-piece body and integral hanger for easy, quick installation
- WLRK, extruded acrylic prismatic lens to hide lamp from direct view when looking into the luminaire

#### Options (p. 212-216)

**Ballast:** Specify voltage (120, 277, UNV or 347) and add suffix, e.g. **UNVHI**.

**IB:** Elect. I.S., TT5 40W, 1 or 2 LPB, <10% THD

**BP:** Elect. P.S., TT5 50W, 1 or 2 LPB, <10% THD

**BF:** Elect. R.S., TT5, 55W, 1 or 2 LPB, <10% THD

**PC:** Elect. PowerSpec HDF Dimming P.S., TT5 55W, 1 or 2 LPB, <10% THD, 347V N/A

**PB:** Elect. PowerSpec HDF Dimming P.S., TT5 40W, 1 or 2 LPB, <10% THD, 347V N/A

LPB: Number of lamps per ballast

For T8, see Wallmaster on p. 126.

**Drywall Kit:** For plaster frames, order Cat. No.: **WL2DF** (2' luminaires), **WL4DF** (4' luminaires).

**Internal Fusing:** Internal fast-blow fusing. Suffix: **F**.

**Radio Interference Filter:** 120 or 277 volts, 50 or 60Hz. Suffix: **R**.

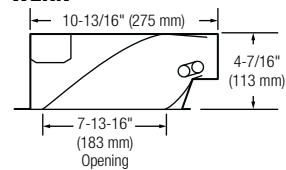
**Lamp Shield:** K19 acrylic prismatic lens shield on **WLRK** luminaire.

## Wal-Lyter 2', 4'

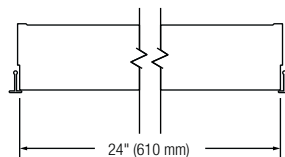
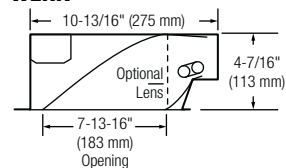
Wall Washer/Accent Light • High Performance/Specular Optic

### WAL-LYTER 24"

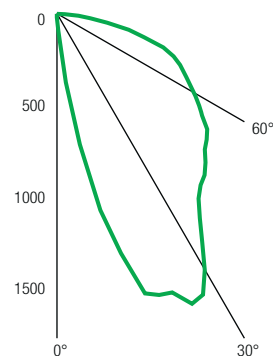
#### WLRN



#### WLRK

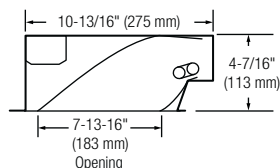


### WLRN124UNVIB (Data)

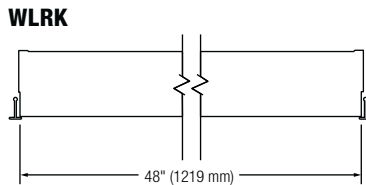
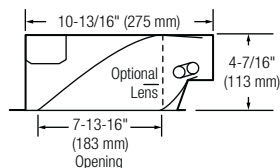


### WAL-LYTER 48"

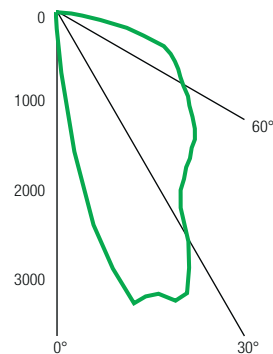
#### WLRN




#### WLRK



### WLRN244UNVIB (Data)



**Integral Hanger Luminaire** installs easily with adjustable integral hanger that clamps to T-bar. Wire luminaire through access plate without opening lamp compartment.



**Drywall Frame**  
Catalogue No.: **WL2DF** (2'),  
**WL4DF** (4')