



### 5-1/4" Aperture IC/Non-IC AirSeal®

**Features**

**Mounting Frame:** Accommodates all ceilings up to 3" thick. 3/8" deep integral lip AirSeal® housing minimizes air leakage

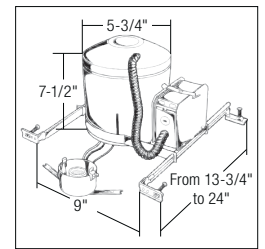
**Junction Box:** Through branch circuit conductors

**Mounting Bars:** Bars pivot for easy attachment and wire-in below ceiling line. Integral nail tab, alignment guides. Bars extend to accommodate 24" O.C joist spacing

**Accessories:** 1967B Extra Thick Ceiling Adapter (up to 2" thick). AirSeal® optional gasket kit see (p. 546)

**Compatibility:** With most existing Lytecaster trims

**Not compatible:** With Performance ☆☆☆☆ trims



Ceiling Cut-Out: 5-3/8"

| Frame-in Kit         | Lamp         | Ballast    | Base                   | Voltage  | Total Watts | Amps       |
|----------------------|--------------|------------|------------------------|----------|-------------|------------|
| <b>1004ICF13N120</b> | 1-13W QT/TTT | Electronic | 4 Pin (GX24q-1/G24q-1) | 120/277V | 18W         | 0,15/0,07A |
| <b>1004ICF18N120</b> | 1-18W TTT    | Electronic | 4 Pin (GX24q-2)        | 120/277V | 19W         | 0,16/0,08A |
| <b>1004ICF26N120</b> | 1-26W TTT    | Electronic | 4 Pin (GX24q-3)        | 120/277V | 27W         | 0,23/0,11A |



### 6-3/4" Aperture IC/Non-IC AirSeal®

**Features**

**Mounting Frame:** Accommodates all ceilings up to 3" thick. AirSeal® housing minimizes air leakage

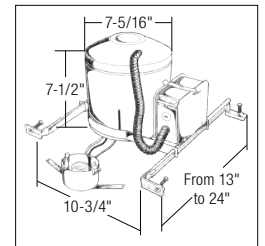
**Junction Box:** Certified for branch circuit wiring

**Mounting Bars:** Bars pivot for easy attachment and wire-in below ceiling line. Integral nail tab, alignment guides. Bars extend to accommodate 24" O.C joist spacing

**Accessories:** AirSeal® optional gasket kit see (p. 546)

**Compatibility:** With most existing Lytecaster trims

**Not compatible:** With Performance ☆☆☆☆ trims



Ceiling Cut-Out: 7"

| Frame-in Kit         | Lamp         | Ballast    | Base                   | Voltage  | Total Watts | Amps       |
|----------------------|--------------|------------|------------------------|----------|-------------|------------|
| <b>1104ICF13N120</b> | 1-13W QT/TTT | Electronic | 4 Pin (GX24q-1/G24q-1) | 120/277V | 18W         | 0,15/0,07A |
| <b>1104ICF18N120</b> | 1-18W QT/TTT | Electronic | 4 Pin (GX24q-2)        | 120/277V | 19W         | 0,16/0,08A |
| <b>1104ICF26N120</b> | 1-26W QT/TTT | Electronic | 4 Pin (GX24q-3)        | 120/277V | 27W         | 0,23/0,11A |



### 5-1/4" Aperture IC/Non-IC Remodeler

**Features**

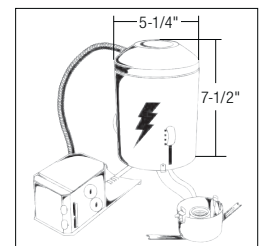
**Housing:** Accommodates all ceilings up to 2" thick. AirSeal® housing minimizes air leakage

**Junction Box:** Certified for branch circuit wiring

**Accessories:** AirSeal® optional gasket kit see (p. 546)

**Compatibility:** With most existing Lytecaster trims

**Not compatible:** With Performance ☆☆☆☆ trims



Ceiling Cut-Out: 5-3/8"

| Frame-in Kit          | Lamp         | Ballast    | Base                   | Voltage  | Total Watts | Amps       |
|-----------------------|--------------|------------|------------------------|----------|-------------|------------|
| <b>1004ICRF13N120</b> | 1-13W QT/TTT | Electronic | 4 Pin (GX24q-1/G24q-1) | 120/277V | 18W         | 0,15/0,07A |
| <b>1004ICRF18N120</b> | 1-18W TTT    | Electronic | 4 Pin (GX24q-2)        | 120/277V | 22W         | 0,18/0,08A |
| <b>1004ICRF26N120</b> | 1-26W TTT    | Electronic | 4 Pin (GX24q-3)        | 120/277V | 28W         | 0,25/0,11A |