



3-3/4" Aperture New Construction

Features

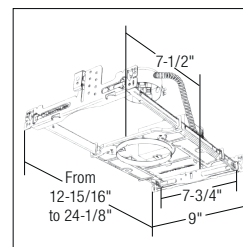
Mounting Frame: Accommodates all ceilings up to 1-1/2" thick

Junction Box: Through branch circuit conductors

Grid Ceiling Installation: Tool free mounting in grid ceilings, interlocking side bars adjust to 24-1/8" long, adjustable speed clamps for positive attachment to grid ceilings

Wood Joist Installation: Integral nail tabs, joist finder, fastener holes and bendable strapping guides for wood joist installation, interlocking slide bars adjust from 12-15/16" to 24-1/8" long to accommodate 16" and 24" O.C joist spacing, with or without strapping


Accessories: 1967C Extra Thick Ceiling Adapter (up to 2" thick). For emergency use FAEM13L (see www.canlyte.com)



Ceiling Cut-Out: 3-15/16"



Frame-in Kit	Lamp	Ballast	Base	Voltage	Total Watts	Amps
2001F13N120	1-13W QT/TTT	Electronic	4 Pin (GX24q-1/G24q-1)	120/277V	18W	0,15/0,07A
2001F13N347	1-13W QT/TTT	Electronic	4 Pin (GX24q-1/G24q-1)	347V	18W	0,06A
2001F18N120	1-18W TTT	Electronic	4 Pin (GX24q-2)	120/277V	19W	0,16/0,07A
2001F18N347	1-18W TTT	Electronic	4 Pin (GX24q-2)	347V	21W	0,11A



5-1/4" Aperture New Construction

Features

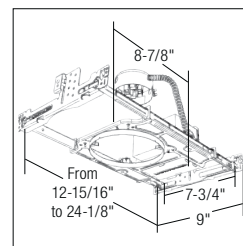
Mounting Frame: Accommodates all ceilings up to 1-1/2" thick

Junction Box: Through branch circuit conductors

Grid Ceiling Installation: Tool free mounting in grid ceilings, interlocking side bars adjust to 24-1/8" long, adjustable speed clamps for positive attachment to grid ceilings

Wood Joist Installation: Integral nail tabs, joist finder, fastener holes and bendable strapping guides for wood joist installation, interlocking slide bars adjust from 12-15/16" to 24-1/8" long to accommodate 16" and 24" O.C joist spacing, with or without strapping

Accessories: 1967B Extra Thick Ceiling Adapter (up to 2" thick). For emergency use FAEM13L (see www.canlyte.com)




Ceiling Cut-Out: 5-1/4"



Frame-in Kit	Lamp	Ballast	Base	Voltage	Total Watts	Amps
1001F13N120	1-13W QT/TTT	Electronic	4 Pin (GX24q-1/G24q-1)	120/277V	18W	0,15/0,07A
1001F13N347	1-13W QT/TTT	Electronic	4 Pin (GX24q-1/G24q-1)	347V	18W	0,06A
1001F18N120	1-18W TTT	Electronic	4 Pin (GX24q-2)	120/277V	19W	0,16/0,07A
1001F18N347	1-18W TTT	Electronic	4 Pin (GX24q-2)	347V	21W	0,06A
1001F26N120	1-26W TTT	Electronic	4 Pin (GX24q-3)	120/277V	28W	0,25/0,11A
1001F26N347	1-26W TTT	Electronic	4 Pin (GX24q-3)	347V	29W	0,09A

For dimming options, please consult the corresponding product Spec Sheet on our web site: www.canlyte.com



6-3/4" Aperture New Construction

Features

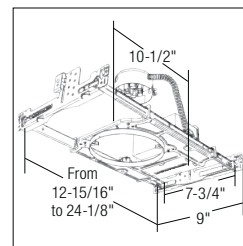
Mounting Frame: Accommodates all ceilings up to 1-1/2" thick

Junction Box: Through branch circuit conductors

Grid Ceiling Installation: Tool free mounting in grid ceilings, interlocking side bars adjust to 24-1/8" long, adjustable speed clamps for positive attachment to grid ceilings

Wood Joist Installation: Integral nail tabs, joist finder, fastener holes and bendable strapping guides for wood joist installation, interlocking slide bars adjust from 12-15/16" to 24-1/8" long to accommodate 16" and 24" O.C joist spacing, with or without strapping

Accessories: 1967A Extra Thick Ceiling Adapter (up to 2" thick). For emergency use FAEM13L (see www.canlyte.com)



Ceiling Cut-Out: 6-15/16"



Frame-in Kit	Lamp	Ballast	Base	Voltage	Total Watts	Amps
1101F13N120	1-13W QT/TTT	Electronic	4 Pin (GX24q-1/G24q-1)	120/277V	18W	0,15/0,07A
1101F13N347	1-13W QT/TTT	Electronic	4 Pin (GX24q-1/G24q-1)	347V	18W	0,06A
1101F18N120	1-18W QT/TTT	Electronic	4 Pin (GX24q-2/G24q-2)	120/277V	22W	0,18/0,08A
1101F18N347	1-18W QT/TTT	Electronic	4 Pin (GX24q-2/G24q-2)	347V	21W	0,11A
1101F263242N120	1-26W QT/TTT	Electronic	4 Pin (GX24q-3/G24q-3)	120/277V	28W	0,25/0,11A
	1-32W TTT		4 Pin (GX24q-3)		36W	0,32/0,14A
	1-42W TTT		4 Pin (GX24q-4)		48W	0,42/0,18A
1101F263242N347	1-26W QT/TTT	Electronic	4 Pin (GX24q-3/G24q-3)	347V	29W	0,09A
	1-32W TTT		4 Pin (GX24q-3)		36W	0,11A
	1-42W TTT		4 Pin (GX24q-4)		49W	0,15A

For dimming options, please consult the corresponding product Spec Sheet on our web site: www.canlyte.com