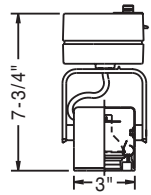
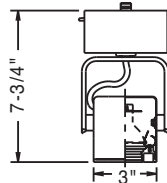


**Tron 16**

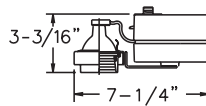


Magnetic Transformer  
**56612WH** White  
**56612BK** Black  
**56612MT** Metal Paint  
 50W MR-16 12V  
 Accessories:  
 One **AF2, ADF2** Series,  
**6497, 7472**

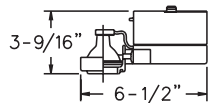


Electronic Transformer  
**6294WH** White  
**6294BK** Black  
 50W MR-16 12V  
 Accessories:  
 One **AF2, ADF2** Series,  
**6497, 7472**

**MR-16 Ring**

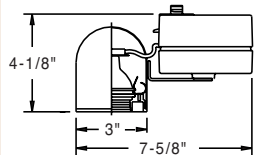


Magnetic Transformer  
**56608WH** White  
**56608BK** Black  
**56608MT** Metal Paint  
 75W MR-16 12V  
 Accessories:  
 One **AF2, ADF2** Series, **7472**



Electronic Transformer  
**6296WH** White  
**6296BK** Black  
 75W MR-16 12V  
 Accessories:  
 One **AF2, ADF2** Series,  
**6497, 7472**

**Limelite**



Magnetic Transformer  
**56609WH** White  
**56609BK** Black  
**56609MT** Metal Paint  
 50W MR-16 12V  
 Accessories:  
 One **AF2, ADF2** Series,  
**7472**



Even if your budget is limited, you can still have the best in style and performance from Lightolier. Designed for easy, do-it-yourself installation, Classics are constructed of durable steel with black phenolic baffles to reduce glare. They feature a die-cast adapter that attaches anywhere along the track. Offered in a choice of white or black to blend into any setting. Compatible with any Lystespan track ideal for commercial applications.

**Tron 16**

The Tron 16 accepts a full range of MR-16 lamps, and features a compact, classic design that echoes the shape of traditional cylinder luminaires. Built-in baffle cuts glare and snaps in and out for easy relamping. Accepts a full range of accessories. Available with magnetic or electronic transformers.

**MR-16 Ring**

Economical high tech look for use with a full range of MR-16 lamps. "Open back" design allows for intriguing light spill. Emphasizes today's base minimum look. Universal aiming adjustability. Accepts a wide range of accessories. Available with magnetic or electronic transformers.

**Limelite**

Today's close-to-track design features a compact die-cast transformer housing coupled with a modern round back lamp housing. The die-cast step baffle pulls out easily for relamping and provides superior glare control.

For Accessories, see pages 422 to 425.