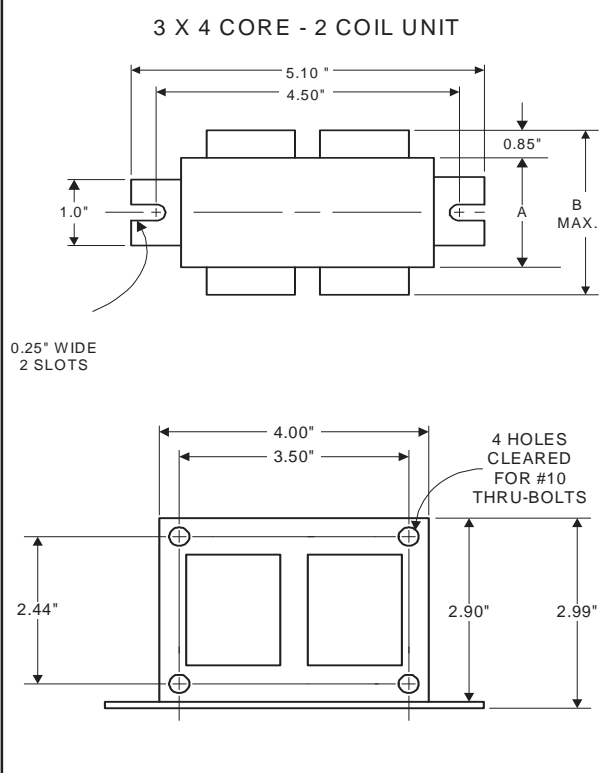




High Pressure
Sodium
Lamp Ballast


Catalog Number 71A8091
For 100W S54
60 Hz HX-HPF
Status: Active

DIMENSIONS AND DATA



	120	208	240	277
INPUT VOLTS				
CIRCUIT TYPE	HX-HPF			
POWER FACTOR (min)	90%			
REGULATION	±5%			
Line Volts	WITHIN TRAPEZOID			
Lamp Watts				
LINE CURRENT (Amps)				
Operating.....	1.15	0.67	0.58	0.50
Open Circuit.....	2.20	1.25	1.10	0.85
Starting.....	0.75	0.45	0.37	0.30
UL TEMPERATURE RATINGS				
Insulation Class	H(180°C)			
Coil Temperature Code	1029			
MIN. AMBIENT STARTING TEMP.	E	F	E	D
NOM. OPEN CIRCUIT VOLTAGE	125			
INPUT VOLTAGE AT LAMP DROPOUT.....	96	165	188	214
INPUT WATTS	135			
RECOMMENDED FUSE (Amps).....	7	5	3	3
CORE and COIL				
Dimension (A)	2.00			
Dimension (B)	3.45			
Weight (lbs.)	7			
Lead Lengths	12"			
CAPACITOR REQUIREMENT				
Microfarads	10.0			
Volts (min.)	280			
Fault Current Withstand (amps)				
60 Hz TEST PROCEDURES (Refer to Advance Test Procedure for HID Ballasts - Form 1270)				
High Potential Test (Volts)				
1 minute	2000			
2 seconds	2500			
Open Circuit Voltage Test (Volts)	110-130			
Short-Circuit Current Test (Amps)				
Secondary Current	2.60-3.30			
Input Current.....	0.60-0.90	0.35-0.55	0.30-0.45	0.29-0.43

Capacitor: 7C100M30RA



Capacitance: 10
Dia/Oval Dim: 1.65
Height: 2.75
Temp Rating: 105°C

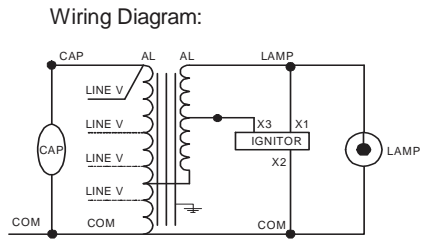


Fig. K4

Ordering Information

Order Suffix	Description

Ignitor: LI551-H4



Red (X1)
White (X2)
Blue (X3)

Ballast to Lamp Distance (BTL) = 2 feet
Temp Rating: 105°C

Data is based upon tests performed by Advance Transformer in a controlled environment and representative of relative performance. Actual performance can vary depending on operating conditions. Specifications are subject to change without notice.