

# ELECTROMAGNETIC BALLASTS

# T8

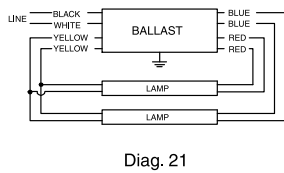
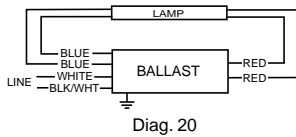
**Straight**  
Rapid Start Lamps



HIGH POWER FACTOR SOUND RATED A

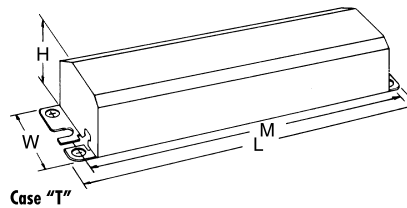
| Lamp Data            |       | Min. Starting Temp. (F) | Input Volts | Catalog Number     | Certifications |     |   |      | Line Current (Amps) | Input Power ANSI (Watts) | Ballast Factor | THD % | Power Factor | Dim. | Wiring Dia. |
|----------------------|-------|-------------------------|-------------|--------------------|----------------|-----|---|------|---------------------|--------------------------|----------------|-------|--------------|------|-------------|
| Number               | Watts |                         |             |                    | UL             | CSA | E | ETL  |                     |                          |                |       |              |      |             |
| <b>F17T8 (265mA)</b> |       |                         |             |                    |                |     |   |      |                     |                          |                |       |              |      |             |
| 1                    | 17    | 50                      | 120         | R-1P817-TP         | ✓              | ✓   |   | 0.21 | 24                  | 1.01                     | <20            | 0.95  | T-2          | 20   |             |
|                      |       |                         | 277         | V-1P817-TP         | ✓              |     |   | 0.10 | 26                  | 1.04                     | <20            | 0.94  |              |      |             |
| 2                    | 17    | 50                      | 120         | R-2P817-TP         | ✓              | ✓   |   | 0.40 | 47                  | 0.96                     | <15            | 0.98  | T-2          | 21   |             |
|                      |       |                         | 277         | V-2P817-TP         | ✓              |     |   | 0.17 | 45                  | 0.98                     | <20            | 0.96  |              |      |             |
| <b>F25T8 (265mA)</b> |       |                         |             |                    |                |     |   |      |                     |                          |                |       |              |      |             |
| 1                    | 25    | 50                      | 120         | R-1P825-TP         | ✓              | ✓   |   | 0.28 | 31                  | 0.94                     | <25            | 0.92  | T-2          | 20   |             |
|                      |       |                         | 277         | V-1P825-TP         | ✓              |     |   | 0.12 | 30                  | 0.91                     | <20            | 0.91  |              |      |             |
| 2                    | 25    | 50                      | 120         | R-2P825-TP         | ✓              | ✓   |   | 0.53 | 62                  | 0.97                     | <15            | 0.97  | T-2          | 21   |             |
|                      |       |                         | 277         | V-2P825-TP         | ✓              |     |   | 0.23 | 62                  | 0.96                     | <20            | 0.97  |              |      |             |
| <b>F32T8 (265mA)</b> |       |                         |             |                    |                |     |   |      |                     |                          |                |       |              |      |             |
| 1                    | 32    | 50                      | 120         | R-1P32-TP Mark III | ✓              | ✓   |   | 0.32 | 35                  | 0.95                     | <15            | 0.91  | T-2          | 20   |             |
|                      |       |                         | 277         | V-1P32-TP Mark III | ✓              | ✓   |   | 0.16 | 41                  | 0.98                     | <15            | 0.93  |              |      |             |
|                      |       |                         | 347         | G-1S32-TP Mark III |                | ✓   |   | 0.12 | 41                  | 0.98                     | <15            | 0.98  |              |      |             |
| 2                    | 32    | 50                      | 120         | R-2P32-TP Mark III | ✓              | ✓   | ✓ | 0.61 | 71                  | 0.99                     | <10            | 0.97  | T-2          | 21   |             |
|                      |       |                         | 277         | V-2P32-TP Mark III | ✓              | ✓   | ✓ | 0.29 | 76                  | 0.95                     | <10            | 0.95  |              |      |             |
|                      |       |                         | 347         | G-2S32-TP Mark III |                | ✓   | ✓ | 0.23 | 77                  | 0.98                     | <15            | 0.96  |              |      |             |
| <b>F40T8 (265mA)</b> |       |                         |             |                    |                |     |   |      |                     |                          |                |       |              |      |             |
| 1                    | 40    | 50                      | 120         | R-1P840-TP         | ✓              | ✓   |   | 0.45 | 52                  | 1.02                     | <20            | 0.96  | T-2          | 20   |             |
|                      |       |                         | 277         | V-1P840-TP         | ✓              |     |   | 0.19 | 50                  | 0.99                     | <20            | 0.95  |              |      |             |
| 2                    | 40    | 50                      | 120         | R-2P840-TP         | ✓              | ✓   |   | 0.73 | 87                  | 0.87                     | <15            | 0.99  | T-2          | 21   |             |
|                      |       |                         | 277         | V-2P840-TP         | ✓              |     |   | 0.31 | 86                  | 0.88                     | <15            | 0.99  |              |      |             |

ELECTROMAGNETIC  
RAPID START



### DIMENSIONS

| Designation | Length (L) (inches) | Width (W) (inches) | Height (H) (inches) | Mounting (M) (inches)           |
|-------------|---------------------|--------------------|---------------------|---------------------------------|
| T-2         | 9½                  | 2¾                 | 1½                  | 8 <sup>29</sup> / <sub>32</sub> |



Refer to pages 8-32 to 8-41 for lead lengths and shipping data



# T8



## ELECTROMAGNETIC BALLASTS

### U-Shaped Rapid Start Lamps

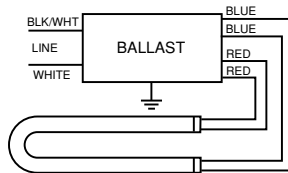
HIGH POWER FACTOR SOUND RATED A

| Lamp Data                       |       | Min. Starting Temp. (F) | Input Volts | Catalog Number     | Certifications |     |   |      | Line Current (Amps) | Input Power ANSI (Watts) | Ballast Factor | THD % | Power Factor | Dim. | Wiring Dia. |
|---------------------------------|-------|-------------------------|-------------|--------------------|----------------|-----|---|------|---------------------|--------------------------|----------------|-------|--------------|------|-------------|
| Number                          | Watts |                         |             |                    | UL             | CSA | E | IEC  |                     |                          |                |       |              |      |             |
| <b>FBO16T8 (265mA)</b>          |       |                         |             |                    |                |     |   |      |                     |                          |                |       |              |      |             |
| 1                               | 16    | 50                      | 120         | R-1P817-TP         | ✓              | ✓   |   | 0.20 | 23                  | 0.98                     | <20            | 0.96  | T-2          | 114  |             |
|                                 |       |                         | 277         | V-1P817-TP         | ✓              |     |   | 0.09 | 24                  | 1.02                     | <15            | 0.96  |              |      |             |
| 2                               | 16    | 50                      | 120         | R-2P817-TP         | ✓              | ✓   |   | 0.39 | 46                  | 0.99                     | <20            | 0.98  | T-2          | 115  |             |
|                                 |       |                         | 277         | V-2P817-TP         | ✓              |     |   | 0.16 | 42                  | 0.98                     | <20            | 0.95  |              |      |             |
| <b>FBO24T8 (265mA)</b>          |       |                         |             |                    |                |     |   |      |                     |                          |                |       |              |      |             |
| 1                               | 24    | 50                      | 120         | R-1P825-TP         | ✓              | ✓   |   | 0.28 | 32                  | 0.93                     | <25            | 0.95  | T-2          | 114  |             |
|                                 |       |                         | 277         | V-1P825-TP         | ✓              |     |   | 0.11 | 31                  | 0.90                     | <25            | 0.99  |              |      |             |
| 2                               | 24    | 50                      | 120         | R-2P825-TP         | ✓              | ✓   |   | 0.53 | 62                  | 0.96                     | <15            | 0.97  | T-2          | 115  |             |
|                                 |       |                         | 277         | V-2P825-TP         | ✓              |     |   | 0.23 | 59                  | 0.95                     | <15            | 0.93  |              |      |             |
| <b>FBO31T8, F32T8/U (265mA)</b> |       |                         |             |                    |                |     |   |      |                     |                          |                |       |              |      |             |
| 1                               | 31    | 50                      | 120         | R-1P32-TP Mark III | ✓              | ✓   |   | 0.32 | 35                  | 0.95                     | <15            | 0.91  | T-2          | 114  |             |
|                                 |       |                         | 277         | V-1P32-TP Mark III | ✓              | ✓   |   | 0.16 | 40                  | 0.96                     | <15            | 0.90  |              |      |             |
|                                 |       |                         | 347         | G-1S32-TP Mark III |                | ✓   |   | 0.12 | 41                  | 0.98                     | <15            | 0.98  |              |      |             |
| 2                               | 31    | 50                      | 120         | R-2P32-TP Mark III | ✓              | ✓   | ✓ | 0.61 | 71                  | 0.99                     | <10            | 0.97  | T-2          | 115  |             |
|                                 |       |                         | 277         | V-2P32-TP Mark III | ✓              | ✓   | ✓ | 0.29 | 76                  | 0.95                     | <10            | 0.95  |              |      |             |
|                                 |       |                         | 347         | G-2S32-TP Mark III |                | ✓   | ✓ | 0.23 | 77                  | 0.97                     | <15            | 0.96  |              |      |             |

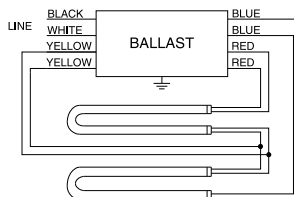
ELECTROMAGNETIC RAPID START

### DIMENSIONS

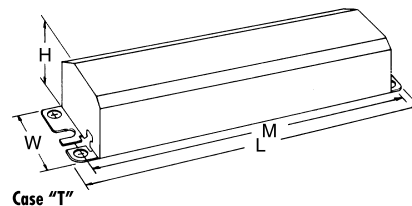
| Designation | Length (L) (inches) | Width (W) (inches) | Height (H) (inches) | Mounting (M) (inches)           |
|-------------|---------------------|--------------------|---------------------|---------------------------------|
| T-2         | 9½                  | 2¾                 | 1½                  | 8 <sup>29</sup> / <sub>32</sub> |



Diag.114



Diag. 115



Refer to pages 8-32 to 8-41 for lead lengths and shipping data