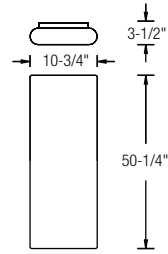
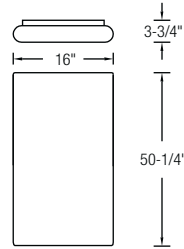


**Features**

- Sleek wrap-around acrylic diffuser with opaque end caps attached
- Complete luminaire consists of Lightshield and Chassis. Order each item separately
- Not suitable for row mounting

BELMONT I – Surface Wrap Luminaire**1' x 4'**

10306 White Chassis (standard)
10324 Lightshield
 W = 10-3/4"
 L = 50-1/4"
 H = 3-1/2"
 Lamp = 2 - T8

**2' x 4'**

10310 White Chassis (standard)
10328 Lightshield
 W = 16"
 L = 50-1/4"
 H = 3-3/4"
 Lamp = 4 - T8

To complete catalogue no. e.g.:

1. **10324**
Lightshield
2. **10306** – **UNV** **HI**
Chassis Voltage Ballast

**Features**

- Linear acrylic arc with no visible trim
- Softly curved form
- Complete luminaire consists of Lightshield and Chassis. Order each item separately
- Not suitable for row mounting

Options (p. 212-216)

Ballast: Specify voltage (UNV or 347) and add suffix, e.g. **UNVHI**.

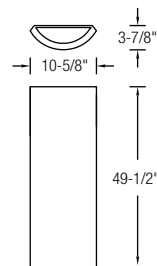
HI: Elect. I.S., T8, 1 or 2 LPB, <10% THD

H3: Elect. I.S., T8, 3 LPB, <10% THD

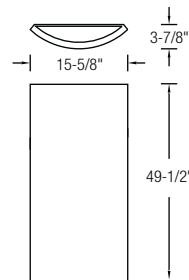
H4: Elect. I.S., T8, 4 LPB, <10% THD

PS: Elect. PowerSpec HDF Dimming P.S., T8, 1 or 2 LPB, <10% THD, 347V N/A

LPB: Number of lamps per ballast

BELMONT II – Surface Wrap Luminaire**1' x 4'**

10306 White Chassis (standard)
10326 Lightshield
 W = 10-5/8"
 L = 49-1/2"
 H = 3-7/8"
 Lamp = 2 - T8

**2' x 4'**

10310 White Chassis (standard)
10330 Lightshield
 W = 15-5/8"
 L = 9-1/2"
 H = 3-7/8"
 Lamp = 4 - T8

To complete catalogue no. e.g.:

1. **10326**
Lightshield
2. **10306** – **UNV** **HI**
Chassis Voltage Ballast