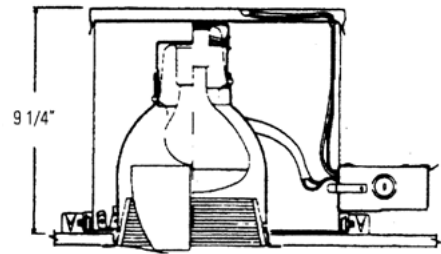
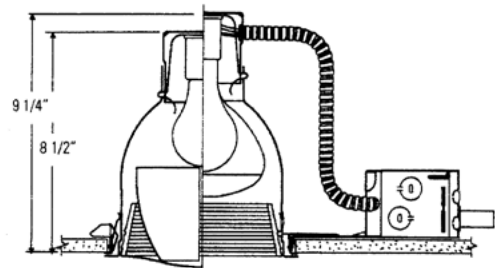


1135/1102P1 Series
Standard Incandescent



1135/1100DEEP IC Series
Insulated Ceiling



1135/1103R
LyteFining™ Non-IC
Remodeler Ring

Complete Fixture consists of Reflector Trim & Frame-In Kit. Select each separately.

Reflector Trim	Frame-In Kit — See Individual Frame-In Kit Specification Sheets							
	Incandescent				Fluorescent			
	Frame-In Kit	Ceiling Type	Lamping	Height	Frame-In Kit	Ceiling Type	Lamping	Height
1135 Matte Black Step Baffle	1102P1	Non-IC	100W A19, 150W A21, 90W BR40	9 1/4"	1100FTU Series	Non-IC	(1) Triple 26/32W (GX24q-3)	9 1/4"
1135WH Matte White Step Baffle				8 1/2"				1101F18U Series
	1103R	Non-IC Remodeler	100W A19, 150 A21, BR40	9 1/4", 8 1/2"	1101F2642U Series	Uniframe Non-IC	(1) Quad/Triple 26W (GX24q-3) (1) Triple 32W (GX24q-3) (1) Triple 42W (GX24q-3)	8 3/8" max.
	1100DICM	Deep IC	60W A19, BR30	9 1/4"				
	1100DAICM	Deep AirSeal IC		9 1/4"				

Features

- Reflector:** Hydroformed aluminum, .040" thick (18 ga.). White gloss finish on inside and flange.
- Step Baffle:** Die cast aluminum, stepped conical surface for low brightness, matte black finish.
- Aperture Plate:** Semi-circular; die-formed steel; matte white; attached to step baffle; snaps out for relamping.
- Scoop Reflector:** Hydroformed aluminum, .040" thick (18 ga.), Anobrite® (anodic-processed) semi-specular finish for permanent high reflectivity; provides an even wash of light over wall surface without scallops or shadows.
- Frame-In Kit:** (1102P1 standard frame shown; other frames listed above.) See Frame-In Kit specification sheet for more details.

Options & Accessories

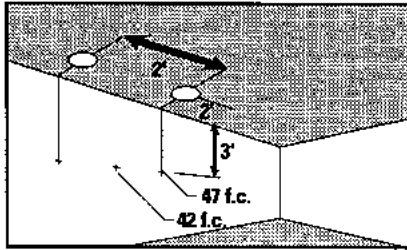
- Retaining Clips:** 1955 - For installing in existing ceiling.
Extra Wide Flange Trim Ring: 1954 - 8 5/8" O.D.

Labels

UL (Suitable for Damp Locations), I.B.E.W.

Job Information	Type:
Job Name:	
Cat. No.:	
Lamp(s):	
Notes:	

Lightolier a Genlyte company www.lightolier.com
 631 Airport Road, Fall River, MA 02720 • (508) 679-8131 • Fax (508) 674-4710
 We reserve the right to change details of design, materials and finish.
 © 2007 Genlyte Group LLC • H1007



LIGHTING DATA

EXAMPLE: Multiple units with 150W A21 lamps, located 2' from wall and 2' on center, illumination on the wall 3' from the ceiling is 47 f.c. beneath and 42 f.c. between fixtures.

FOOTCANDLES ON WALL FROM MULTIPLE UNITS

		150W A21					
		UNITS 2 FEET FROM WALL					
		2'			3'		
DISTANCE FROM CEILING, FT.		1	2	3	1	2	3
	1		37	40	37	31	24
2		51	44	51	37	30	37
3		47	42	47	32	30	32
4		34	34	34	22	26	22
5		27	28	27	17	18	17
6		21	20	21	13	14	13
7		17	14	17	11	12	11
8		14	12	14	8	10	8
9		10	10	10	6	8	6
10		9	8	9	5	6	6

		150W A21					
		UNITS 3 FEET FROM WALL					
		3'			4'		
DISTANCE FROM CEILING, FT.		1	2	3	1	2	3
	1		13	12	13	11	10
2		21	20	21	17	14	17
3		26	24	26	20	16	20
4		24	24	24	20	16	20
5		21	22	21	19	16	19
6		17	18	17	15	14	15
7		13	14	13	13	10	13
8		11	12	11	11	8	11
9		9	10	9	9	6	9
10		8	8	8	8	6	8

		150W R40 FL					
		UNITS 2 FEET FROM WALL					
		2'			3'		
DISTANCE FROM CEILING, FT.		1	2	3	1	2	3
	1		35	34	35	28	22
2		32	32	32	24	18	24
3		31	32	31	23	18	23
4		26	30	26	20	18	20
5		22	24	22	16	16	16
6		19	20	18	14	14	14
7		14	16	14	10	12	10
8		11	12	11	9	8	9
9		10	10	10	8	6	8
10		10	8	10	6	6	6

		150W R40 FL					
		UNITS 3 FEET FROM WALL					
		3'			4'		
DISTANCE FROM CEILING, FT.		1	2	3	1	2	3
	1		14	14	14	12	12
2		17	16	17	13	10	13
3		16	14	16	14	10	14
4		15	14	16	14	10	14
5		16	14	16	12	10	12
6		14	14	14	10	10	10
7		11	12	11	9	10	9
8		9	10	9	7	8	7
9		9	10	9	7	6	7
10		8	8	8	4	6	4

Footcandle values are averaged and rounded off and are based on a minimum of five units.

For fixture-to-wall distances, other than those shown, use maximum of 1 of 1 spacing (distance between fixture not more than distance to wall) for best results.

To convert lighting data for a lower wattage incandescent lamp of the same type, multiply the footcandle values by the ration of the lumens of the two lamps.

Job Information **Type:**

Lightolier a Genlyte company www.lightolier.com
 631 Airport Road, Fall River, MA 02720 • (508) 679-8131 • Fax (508) 674-4710
 We reserve the right to change details of design, materials and finish.
 © 2007 Genlyte Group LLC • H1007