

PHILIPS Day-Brite CFI

Industrial

FBX LED high bay

8000, 12,000, 16,000, 20,000,
24,000, 36,000 or 45,000 lms



Project: _____
 Location: _____
 Cat.No: _____
 Type: _____
 Lamps: _____ Qty: _____
 Notes: _____

The Philips Day-Brite / Philips CFI LED high bay FBX provides versatility in form and function. With a range of lumen packages, optical distributions, and accessories available, this luminaire can be used in many different applications ranging from warehouses to retail outlets. SpaceWise technology is optional for additional energy savings and control.

Ordering guide

Example: FBX24LL40-UNV

Family	Lumen Package	Source	Color Temperature	Voltage	Distribution	Options
FBX		L	—	—	—	
FBX	08L 8,000 nominal delivered lumens 12L 12,000 nominal delivered lumens 16L 16,000 nominal delivered lumens 20L 20,000 nominal delivered lumens 24L 24,000 nominal delivered lumens 36L ³ 36,000 nominal delivered lumens 45L ² 45,000 nominal delivered lumens	L LED	40 4000K (CRI 80) 50 5000K (CRI 80)	UNV Universal voltage 120-277V 120 120V 208 208V 240 240V 277 277V 347 347V 480 ² 480V	Blank General Distribution N Narrow M Medium W Wide A Aisle	WP6 Wired 6' 16/3 Cord & NEMA Twist Lock Plug ⁵⁶ WC6 Wired 6' 16/3 Cord WP6D Wired 6' 16/3 Cord & NEMA Twist Lock Plug for Line Voltage and Wired 6' purple and gray leads w/disconnect plug for Dimming Control ⁵⁶ WC6D Wired 6' 16/3 Cord for Line Voltage and Wired 6' Cord for Dimming Control MD360 ² 360° Motion Detector (ON/OFF) MD360D ² 360° Motion Detector (ON/DIM) EMLED Emergency Battery (0°C - 40°C) EMLEDC ² Emergency Battery Cold Temp (-20°C - 40°C) 55 ² High Ambient (55°C – optional for 24,000 lumen or less, required for 36,000 and 45,000 lumens) LCA Clear Acrylic Lens LPA Prismatic Acrylic Lens LFA Frosted Acrylic Lens LCP Clear Polycarbonate Lens SP1 Optional 10KV surge protector GLR Fusing, fast blow SWI ¹ SpaceWise wireless technology for integrated occupancy (50° C max.)

Footnotes

1. Must order **SWZREM** SpaceWise handheld remote with each system order.
2. Not available with SpaceWise option
3. 36,000 lumen in combination with 347V is not available with SpaceWise option
56. Must specify line voltage.

Accessories (order separately)

FBX CHAIN KIT 54" chains & V brackets
FBX-GRIP5 5' cables & V brackets
FBX-GRIP10 10' cables & V brackets
FBX-PENHGR Pendant hanger (adds 3" to height)
 (Not available for 36,000 or 45,000 lumen versions)
WG-FBX-2N Wire guard for 8,000 and 12,000 lumen versions
WG-FBX-2W Wire guard for 16,000, 20,000, and 24,000 lumen versions
WG-FBX-4 Wire guard for 36,000 and 45,000 lumen versions
SWZ-REMOTE SpaceWise handheld remote for grouping and configuration

Wiring Notes

Standard cords have 3 wires. Consult factory for other cord options.

General Notes

- All options factory installed.
- All accessories are field installed.
- Many luminaire components, such as reflectors, refractors, lenses, sockets, lampholders, and LEDs are made from various types of plastics which can be adversely affected by airborne contaminants. If sulfur based chemicals, petroleum based products, cleaning solutions, or other contaminants are expected in the intended area of use, consult factory for compatibility.
- EMLED and EMLEDC provide 3500 lumens

Predicted L70 Lifetime

- 40°C Ambient > 100,000 hours
 - 40°C Ambient = 60,000 hours (for 8Klm and 16Klm)
- (based upon LED manufacturer's supplied LM-80 data and in-situ laboratory testing)



FBX LED high bay

8000, 12,000, 16,000, 20,000, 24,000, 36,000 or 45,000 lms

Application

- This luminaire can be used to illuminate retail, cold storage, manufacturing, warehousing and many other large indoor spaces with control and precision.

Construction/Finish

- Metal housing and reflectors provide excellent thermal transfer to extend component life.
- End holes to attach V bracket for chain or cable hanging.
- May be cable, chain, or pendant mounted.
- 7/8" K.O. at each end of luminaire for wiring or motion detector.
- Polyester powder finish for excellent impact and corrosion resistance.
- LED light engines and drivers are field replaceable.
- 5 Year Limited Warranty.
- Components are RoHS compliant.
- Listed by ETL to meet UL 1598 standards for damp location and -35°C to 40°C ambient. High ambient 55°C is optional.
- Dimming drivers are standard. Control is 0-10V DC.
- Optional motion detector.
- DLC Listing for most variations. Please check the DLC Qualified Products List to confirm (www.designlights.org/QPL).
- 4KV surge protection standard.

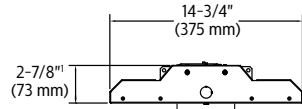
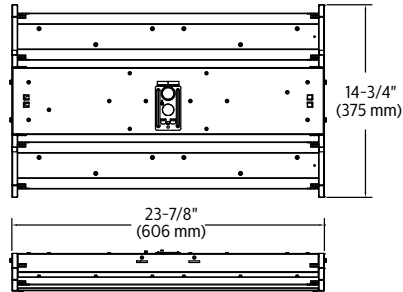
SpaceWise Technology (SWI)

- Optional SpaceWise automated wireless technology provides integrated occupancy sensing and dimming for additional control and energy savings.
- Requiring no system re-wiring, SpaceWise technology is appropriate for retrofit or new design and is an ideal replacement system for typical industrial layouts.
- Occupancy sensors are integral to each luminaire, with embedded automatic dimming behaviors appropriate to multiple applications. Applications modes are selected using the handheld remote control.
- Dimming sensors are integral to each luminaire, eliminating the need for dimming zoning. Dimming sensing is automatic and re-calibration occurs daily when luminaires turn on.
- Luminaires in large areas are grouped together up to a maximum of 50 using a handheld remote, and max light output can be tuned. Granular dimming then provides full light output for occupied areas, and non-occupied areas stay at a background level to ensure visual quality. Grouped luminaires will dim to off when no presence is detected in the group.
- SpaceWise remote control must be purchased separately.
- Visit philips.com/spacewise for more information about SpaceWise technology.

FBX LED high bay

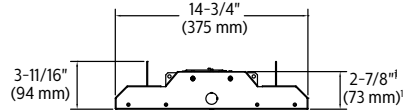
8000, 12,000, 16,000, 20,000, 24,000, 36,000 or 45,000 lms

Dimensions

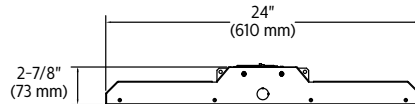
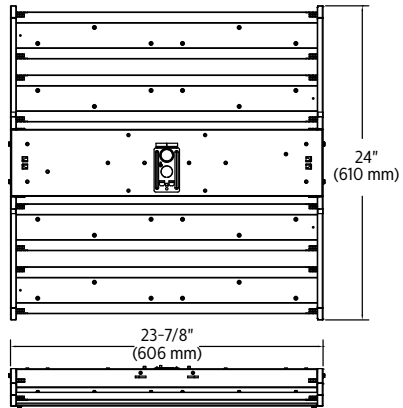


Battery adds 1-7/8" to height

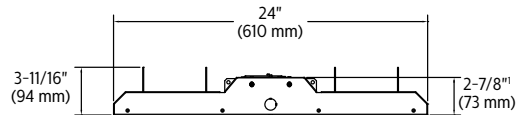
FBX08L
FBX12L



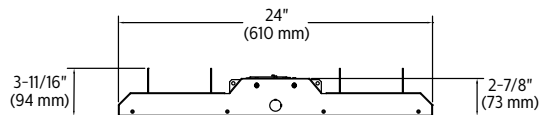
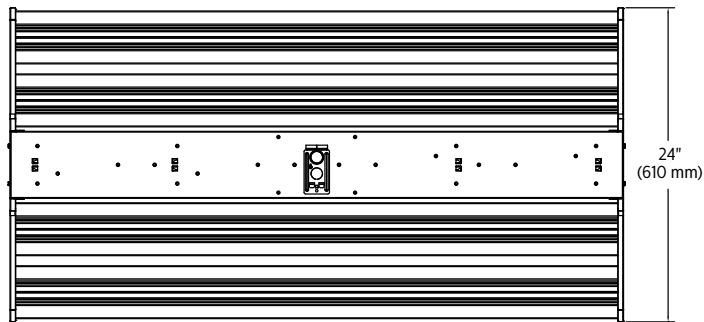
FBX08L high ambient
FBX12L high ambient



FBX16L
FBX20L
FBX24L

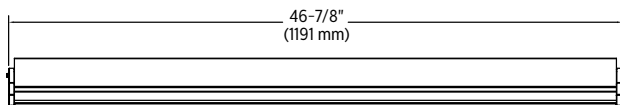


FBX16L high ambient
FBX20L high ambient
FBX24L high ambient



FBX36L
FBX45L

¹ 3-1/2" height for 347V or 480V models.



FBX LED high bay

8000, 12,000, 16,000, 20,000, 24,000, 36,000 or 45,000 lms

LED high bay FBX, general distribution, 24,000 nominal delivered lumens

Catalog No. FBX24LL40-UNV Test No. 32714 S/MH 1.3 Lamp Type LED Lumens 22,277 Input Watts 197 Efficacy 113 Comparative yearly lighting energy cost per 1000 lumens – \$2.12 based on 3000 hrs. and 5.08 pwr KWH. The photometric results were obtained in the Philips Day-Brite laboratory which is NVLAP accredited by the National Institute of Standards and Technology. Photometric values based on test performed in compliance with LM-79.	Candlepower				Light Distribution			Average Luminance			
	Angle	End	45	Cross	Degrees	Lumens	% Luminaire	Angle	End	45*	Cross
	0	8056	8056	8056	0-30	6344	28.5	45	23804	24270	24523
	5	8035	8023	8031	0-40	10479	47.0	55	22831	23589	23725
	10	7941	7928	7932	0-60	18777	84.3	65	20846	21361	10869
	15	7775	7777	7825	0-80	22086	99.1	75	16859	4188	3952
	20	7574	7580	7599	0-90	22277	100.0	85	7611	5731	5631
	25	7325	7319	7353	Coefficients of Utilization						
	30	6989	6985	7031	EFFECTIVE FLOOR CAVITY REFLECTANCE 20 PER (pfc=0.20)						
	35	6579	6595	6653	pcc						
	40	6128	6180	6227	pw						
	45	5560	5668	5728	70 50 30 70 50 30 50 30						
	50	4974	5110	5169	RCR						
	55	4325	4469	4495	0						
	60	3637	3814	3076	1						
65	2910	2982	1517	2							
70	2164	1371	523	3							
75	1441	358	338	4							
80	758	258	284	5							
85	219	165	162	6							
				7							
				8							
				9							
				10							

LED high bay FBX, medium distribution, 24,000 nominal delivered lumens

Catalog No. FBX24LL40-UNV-M Test No. 32706 S/MH 1.4 Lamp Type LED Lumens 22,520 Input Watts 197 Efficacy 115 Comparative yearly lighting energy cost per 1000 lumens – \$2.09 based on 3000 hrs. and 5.08 pwr KWH. The photometric results were obtained in the Philips Day-Brite laboratory which is NVLAP accredited by the National Institute of Standards and Technology. Photometric values based on test performed in compliance with LM-79.	Candlepower				Light Distribution			Average Luminance			
	Angle	End	45	Cross	Degrees	Lumens	% Luminaire	Angle	End	45*	Cross
	0	13073	13073	13073	0-30	11268	22.6	45	14608	24899	19104
	5	13171	13134	13136	0-40	17853	79.3	55	3690	2554	1301
	10	13297	13273	13320	0-60	22231	98.7	65	2707	1036	698
	15	13427	13525	13491	0-80	22476	99.8	75	1818	642	514
	20	13432	13902	13734	0-90	22520	100.0	85	874	653	278
	25	12370	13953	13937	Coefficients of Utilization						
	30	10686	12726	13403	EFFECTIVE FLOOR CAVITY REFLECTANCE 20 PER (pfc=0.20)						
	35	9205	11072	11401	pcc						
	40	6972	8770	8174	pw						
	45	3412	5815	4462	70 50 30 70 50 30 50 30						
	50	725	2582	1328	RCR						
	55	699	484	247	0						
	60	458	193	169	1						
65	378	145	97	2							
70	303	71	47	3							
75	155	55	44	4							
80	104	17	41	5							
85	25	19	8	6							
				7							
				8							
				9							
				10							

Photometric Test List

Catalog No.	Test No.	Delivered Lumens	Input Watts*	Efficacy**
FBX08LL40-UNV	32722	7918	82	96
FBX08LL40-UNV-LCA	32719	7695	83	93
FBX08LL40-UNV-LPA	32721	7445	82	91
FBX08LL40-UNV-LFA	32720	6728	82	82
FBX08LL40-UNV-N	32730	7906	83	96
FBX08LL40-UNV-N-LCA	32727	7682	82	94
FBX08LL40-UNV-N-LPA	32729	7458	82	91
FBX08LL40-UNV-N-LFA	32728	6765	82	83
FBX08LL40-UNV-M	32754	7937	82	97
FBX08LL40-UNV-M-LCA	32751	7720	82	94
FBX08LL40-UNV-M-LPA	32753	7457	82	91
FBX08LL40-UNV-M-LFA	32752	6719	82	82
FBX08LL40-UNV-W	32738	7920	82	96
FBX08LL40-UNV-W-LCA	32735	7665	82	94
FBX08LL40-UNV-W-LPA	32737	7372	82	89
FBX08LL40-UNV-W-LFA	32736	6634	82	81
FBX08LL40-UNV-A	32746	7997	83	97
FBX08LL40-UNV-A-LCA	32743	7771	82	94
FBX08LL40-UNV-A-LPA	32745	7431	82	91
FBX08LL40-UNV-A-LFA	32744	6594	82	80

Catalog No.	Test No.	Delivered Lumens	Input Watts*	Efficacy**
FBX12LL40-UNV	32790	11052	97	113
FBX12LL40-UNV-LCA	32793	10671	97	110
FBX12LL40-UNV-LPA	32791	10310	98	105
FBX12LL40-UNV-LFA	32792	9238	97	95
FBX12LL40-UNV-N	32797	11258	98	115
FBX12LL40-UNV-N-LCA	32794	10999	97	113
FBX12LL40-UNV-N-LPA	32796	10595	98	108
FBX12LL40-UNV-N-LFA	32795	9448	98	97
FBX12LL40-UNV-M	32805	11248	98	115
FBX12LL40-UNV-M-LCA	32802	10905	98	112
FBX12LL40-UNV-M-LPA	32804	10435	98	107
FBX12LL40-UNV-M-LFA	32803	9403	98	96
FBX12LL40-UNV-W	32798	11082	98	113
FBX12LL40-UNV-W-LCA	32801	10775	98	110
FBX12LL40-UNV-W-LPA	32799	10280	97	106
FBX12LL40-UNV-W-LFA	32800	9210	98	94
FBX12LL40-UNV-A	33825	12275	97	127
FBX12LL40-UNV-A-LCA	33826	11937	97	123
FBX12LL40-UNV-A-LPA	33827	11280	97	117
FBX12LL40-UNV-A-LFA	33828	9941	97	103

FBX LED high bay

8000, 12,000, 16,000, 20,000, 24,000, 36,000 or 45,000 lms

Photometric Test List (continued)

Catalog No.	Test No.	Delivered Lumens	Input Watts*	Efficacy**
FBX16LL40-UNV	32715	15819	166	95
FBX16LL40-UNV-LCA	32718	15320	166	92
FBX16LL40-UNV-LPA	32716	14758	165	89
FBX16LL40-UNV-LFA	32717	13298	165	81
FBX16LL40-UNV-N	32723	15708	166	95
FBX16LL40-UNV-N-LCA	32726	15314	166	92
FBX16LL40-UNV-N-LPA	32724	14861	166	90
FBX16LL40-UNV-N-LFA	32725	13400	165	81
FBX16LL40-UNV-M	32747	15974	166	96
FBX16LL40-UNV-M-LCA	32750	15484	165	94
FBX16LL40-UNV-M-LPA	32748	14927	165	91
FBX16LL40-UNV-M-LFA	32749	13398	165	81
FBX16LL40-UNV-W	32731	15789	166	95
FBX16LL40-UNV-W-LCA	32734	15358	165	93
FBX16LL40-UNV-W-LPA	32732	14704	165	89
FBX16LL40-UNV-W-LFA	32733	13211	165	80
FBX16LL40-UNV-A	32739	15923	166	96
FBX16LL40-UNV-A-LCA	32742	15587	166	94
FBX16LL40-UNV-A-LPA	32740	14801	166	89
FBX16LL40-UNV-A-LFA	32741	13223	165	80
FBX20LL40-UNV	32806	20191	173	116
FBX20LL40-UNV-LCA	32809	19572	173	113
FBX20LL40-UNV-LPA	32807	18784	173	109
FBX20LL40-UNV-LFA	32808	16908	172	98
FBX20LL40-UNV-N	32821	20179	173	117
FBX20LL40-UNV-N-LCA	32818	19640	172	114
FBX20LL40-UNV-N-LPA	32820	19083	173	111
FBX20LL40-UNV-N-LFA	32819	17203	172	100
FBX20LL40-UNV-M	32814	20304	173	117
FBX20LL40-UNV-M-LCA	32817	19824	173	115
FBX20LL40-UNV-M-LPA	32815	19071	172	111
FBX20LL40-UNV-M-LFA	32816	17102	173	99
FBX20LL40-UNV-W	32813	19984	172	116
FBX20LL40-UNV-W-LCA	32810	19515	172	113
FBX20LL40-UNV-W-LPA	32812	18688	172	109
FBX20LL40-UNV-W-LFA	32811	16793	173	97
FBX20LL40-UNV-A	33824	22359	171	131
FBX20LL40-UNV-A-LCA	33823	21534	171	126
FBX20LL40-UNV-A-LPA	33822	20155	171	118
FBX20LL40-UNV-A-LFA	33821	17662	171	104
FBX24LL40-UNV	32714	22277	197	113
FBX24LL40-UNV-LCA	32711	21673	196	111
FBX24LL40-UNV-LPA	32713	20782	197	106
FBX24LL40-UNV-LFA	32712	18697	196	95
FBX24LL40-UNV-N	32707	22412	197	114
FBX24LL40-UNV-N-LCA	32710	21744	196	111
FBX24LL40-UNV-N-LPA	32709	21133	196	108
FBX24LL40-UNV-N-LFA	32708	18976	196	97
FBX24LL40-UNV-M	32706	22520	197	115
FBX24LL40-UNV-M-LCA	32703	21868	197	111
FBX24LL40-UNV-M-LPA	32705	21084	197	107
FBX24LL40-UNV-M-LFA	32704	18952	196	97

Catalog No.	Test No.	Delivered Lumens	Input Watts*	Efficacy**
FBX24LL40-UNV-W	32699	22309	197	113
FBX24LL40-UNV-W-LCA	32702	21633	197	110
FBX24LL40-UNV-W-LPA	32700	20663	196	105
FBX24LL40-UNV-W-LFA	32701	18621	197	95
FBX24LL40-UNV-A	33817	23975	194	124
FBX24LL40-UNV-A-LCA	33818	23313	193	121
FBX24LL40-UNV-A-LPA	33819	22142	193	115
FBX24LL40-UNV-A-LFA	33820	19561	193	101
FBX36LL40-UNV-55	32880	36930	309	120
FBX36LL40-UNV-55-LCA	32879	36047	309	117
FBX36LL40-UNV-55-LPA	32878	34371	308	112
FBX36LL40-UNV-55-LFA	32877	30686	312	98
FBX36LL40-UNV-N-55	32881	37112	314	118
FBX36LL40-UNV-N-55-LCA	32882	36292	316	115
FBX36LL40-UNV-N-55-LPA	32883	35098	314	112
FBX36LL40-UNV-N-55-LFA	32884	31536	310	102
FBX36LL40-UNV-M-55	32888	37525	313	120
FBX36LL40-UNV-M-55-LCA	32887	36491	313	117
FBX36LL40-UNV-M-55-LPA	32886	35091	314	112
FBX36LL40-UNV-M-55-LFA	32885	31526	315	100
FBX36LL40-UNV-W-55	32889	37159	309	120
FBX36LL40-UNV-W-55-LCA	32890	36436	316	115
FBX36LL40-UNV-W-55-LPA	32891	34296	313	110
FBX36LL40-UNV-W-55-LFA	32892	30759	313	98
FBX36LL40-UNV-A-55	33928	39429	307	128
FBX36LL40-UNV-A-55-LCA	33927	38201	307	125
FBX36LL40-UNV-A-55-LPA	33926	36125	307	118
FBX36LL40-UNV-A-55-LFA	33925	32081	306	105
FBX45LL40-UNV-55	32834	45184	398	114
FBX45LL40-UNV-55-LCA	32835	44005	397	111
FBX45LL40-UNV-55-LPA	32836	41962	397	106
FBX45LL40-UNV-55-LFA	32837	37573	397	95
FBX45LL40-UNV-N-55	32833	45393	400	113
FBX45LL40-UNV-N-55-LCA	32832	44094	401	110
FBX45LL40-UNV-N-55-LPA	32831	42801	401	107
FBX45LL40-UNV-N-55-LFA	32830	38515	401	96
FBX45LL40-UNV-M-55	32826	45896	400	115
FBX45LL40-UNV-M-55-LCA	32827	44752	400	112
FBX45LL40-UNV-M-55-LPA	32828	42893	394	109
FBX45LL40-UNV-M-55-LFA	32829	38430	397	97
FBX45LL40-UNV-W-55	32825	45637	398	115
FBX45LL40-UNV-W-55-LCA	32824	44448	398	112
FBX45LL40-UNV-W-55-LPA	32823	41959	396	106
FBX45LL40-UNV-W-55-LFA	32822	37593	399	94
FBX45LL40-UNV-A-55	33921	47957	389	123
FBX45LL40-UNV-A-55-LCA	33922	47104	388	121
FBX45LL40-UNV-A-55-LPA	33923	44092	388	114
FBX45LL40-UNV-A-55-LFA	33924	39066	387	101

* Add 7% for 347V and 480V models

** "UNV" models

© 2015 Koninklijke Philips N.V. All rights reserved.
Philips reserves the right to make changes in specifications and/or to discontinue any product at any time without notice or obligation and will not be liable for any consequences resulting from the use of this publication.
philips.com/luminaires



Philips Lighting, North America Corporation
200 Franklin Square Drive, Somerset, NJ 08873
Tel. 855-486-2216

Philips Lighting Canada Ltd.
281 Hillmount Rd, Markham, ON, Canada L6C 2S3
Tel. 800-668-9008