

Class I, Division 1 and 2, Groups B, C, D
 Zone 1 and 2
 Class II, Division 1 and 2, Groups E, F, G
 Class III
 CSA Type 3R, 7BCD, 9EFG

Controls

CONTROLS: HAZARDOUS LOCATION CONTROL STATIONS AND SWITCHES

Applications

- Push buttons and selector switches are used in conjunction with contactors and magnetic starters for remote control of motors. They provide circuit control and selection.
- Pilot lights provide visual indication that an electrical circuit is engaged either at a remote or local location.
- Toggle switches are used to connect or disconnect electrical operating lighting or other low power loads.
- Manual motor starters are for starting polyphase AC motors.

Features

- Corrosion resistant captive stainless steel hex head bolts hold cover to body.
- Dozens of possible combinations of push buttons, selector switches and pilot lights. Contact your local sales representative for combinations not found in the catalog.
- Push buttons supplied standard with neoprene weather boot.
- Clearly marked terminals with brass screws assure quick, easy wiring.
- Push buttons and selector switches employ heavy duty, 10 Amp 600 Vac rated contact blocks.
- Push button and selector switch contacts are silver cadmium oxide assuring long trouble free operation.
- Pilot Lights are supplied with jewel guard and 120 Vac lamp.
- Factory sealed push buttons are supplied with lockout type guards. Hole in guard locks with up to 1/4" hasp. Permits locking of push button to prevent unauthorized operation.
- Factory sealed control stations confine the arcing to the devices within the enclosure. Eliminates the need for adding external sealing fittings at each conduit entry. (Non-factory sealed devices available, contact your local sales representative.)
- Smooth rounded integral bushing in hub protects conductor insulation.
- Accurately tapped, tapered hubs for tight, rigid joints and ground continuity.

Standard Materials

- Cover: aluminum alloy
- Body: cast copperfree (4/10 of 1% max.) aluminum
- Push buttons: aluminum upper barrel and phelonic lower barrel
- Dust cap models: neoprene buttons
- Pilot light guard and body assembly: aluminum and tempered glass jewel
- Clamping ring: steel
- Selector switch: aluminum operator mechanism and nylon cam

Standard Finishes

- Body and cover: baked epoxy paint
- Operators: natural finish


Options

- LED pilot light available. Substitute **J** in catalog number with **L**.
- Three position selector switches with modified operation.
 - Momentary contact right position, spring return to center, maintained contact left position. Add suffix —**S634**.
 - Momentary contact left position, spring return to center, maintained contact right position. Add suffix —**S635**.
- Selector switch lockout for factory sealed units locks two or three position handle in any position. Add suffix —**S349**.
- Pilot light jewel/guard assembly, order by suffixes:
 - Red —**JR**
 - Amber —**JA**
 - Blue —**JB**

 CSA Certification Only.



1-Gang — Start and Stop



2-Gang — GFCI and Receptacle

- Clear —**JC**
- Green —**JG**
- Opal —**JO**
- For colored LED jewel/guard assembly, order by suffixes:
 - Red —**LR**
 - Amber —**LA**
 - Blue —**LB**
 - Clear —**LC**
 - Green —**LG**
 - Opal —**LO**
- Securing rod for push button factory sealed units. Add suffix —**S153**.
- CSA Type 4X enclosure and cover. Add suffix —**4X**.

Certifications and Compliances



















- CSA Standards: CSA C22.2 No. 25, CSA C22.2 No. 30, CSA C22.2 No. 14-M
- CSA Certified: 038339

ECS Control Stations

CSA Certification Only. Explosionproof, Dust-Ignitionproof, Factory Sealed and Non-Factory Sealed

Class I, Division 1 and 2, Groups B, C, D
 Zone 1 and 2
 Class II, Division 1 and 2, Groups E, F, G
 Class III
 CSA Type 3R, 7BCD, 9EFG

ECS Series Push Button Stations — Factory Sealed Devices

	Hub Size (Inches)	Description	Contact Arrangement	Legend Plate	Catalog Number
1-Gang					
	1/2 – 3/4	1 Circuit		Start	ECS3U1
	1	Universal		Start	ECS5U1
	1/2 – 3/4	2 Circuit		Start/Stop	ECS3U2
	1	Universal		Start/Stop	ECS5U2
Emergency Stop — Maintained Contact					
	1/2 – 3/4	1 Circuit		Stop	ECS3UM1
	1	Universal		Stop	ECS5UM1
Emergency Stop — Momentary Contact					
	1/2 – 3/4	1 Circuit		Stop	ECS3MU1
	1	Universal		Stop	ECS5MU1
2-Gang					
	1/2 – 3/4	2 Circuit		Start/Stop	ECS7U2
	1	Universal		Start/Stop	ECS9U2
	1/2 – 3/4	4 Circuit		Start/Stop	ECS7U4
	1	Universal		Start/Stop	ECS9U4

 CSA Certification Only.

ECS Control Stations


















CSA Certification Only. Explosionproof, Dust-Ignitionproof, Factory Sealed and Non-Factory Sealed

Class I, Division 1 and 2, Groups B, C, D
 Zone 1 and 2
 Class II, Division 1 and 2, Groups E, F, G
 Class III
 CSA Type 3R, 7BCD, 9EFG

Controls

CONTROLS: HAZARDOUS LOCATION CONTROL STATIONS AND SWITCHES

ECS Pilot Lights and Push Buttons — Factory Sealed Devices



















	Hub Size (Inches)	Description	Contact Arrangement	Legend Plate	Catalog Number
1-Gang					
	1/2 – 3/4	One Red		None	ECS3JR
	1	Pilot Light		None	ECS5JR
	1/2 – 3/4	Two Red		None	ECS32JR
	1	Pilot Lights		None	ECS52JR
1-Gang					
	1/2 – 3/4	1 Circuit Universal and 1 Green Pilot Light		Start	ECS3JGU1
	1	1 Circuit Pilot Light and 1 Green Pilot Light		Start	ECS5JGU1
	1/2 – 3/4	2 Circuit Universal and 1 Red Pilot Light		Start Stop	ECS3JRU2
	1	2 Circuit Universal and 1 Red Pilot Light		Start Stop	ECS5JRU2
2-Gang					
	1/2 – 3/4	2 Circuit Universal and 1 Red Pilot Light		Start Stop	ECS7JRU2
	1	2 Circuit Universal and 1 Red Pilot Light		Start Stop	ECS9JRU2
	1/2 – 3/4	2 Circuit Universal and 1 Red and 1 Green Pilot Light		Start Stop	ECS7JGJRU2
	1	2 Circuit and Universal 1 Red and 1 Green Pilot Light		Start Stop	ECS9U2JRJG

 CSA Certification Only.

ECS Selector Switch Control Stations

CSA Certification Only. Explosionproof, Dust-Ignitionproof, Factory Sealed and Non-Factory Sealed

Class I, Division 1 and 2, Groups B, C, D
 Zone 1 and 2
 Class II, Division 1 and 2, Groups E, F, G
 Class III
 CSA Type 3R, 7BCD, 9EFG

	Thread Size (Inches)	Description	Left	Diagram Centre	Right	Legend	Catalog Number
Selector Switches — Factory Sealed Devices							
	1/2 – 3/4	2 Position		None		Start/Stop	ECS312
	1	2 Circuit					ECS512
	1/2 – 3/4	2 Position		None		Start/Stop	ECS335
	1	4 Circuit					ECS535
	1/2 – 3/4	3 Position				Hand/Off/Auto	ECS3102
	1	2 Circuit					ECS5102
	1/2 – 3/4	3 Position				Hand/Off/Auto	ECS3345
	1	4 Circuit					ECS5345
Key Operated Selector Switches — Non Factory Sealed Devices							
<i>Key removable in one position.</i>							
	1/2 – 3/4	2 Position		None		Start/Stop	ECS2SA82U
	1	2 Circuit					ECS4SA82U
	1/2 – 3/4	3 Position				Hand/Off/Auto	ECS2SA86U
	1	2 Circuit					ECS4SA86U

Controls

CONTROLS: HAZARDOUS LOCATION CONTROL STATIONS AND SWITCHES

 CSA Certification Only.

ECS Toggle Switch Control Stations

CSA Certification Only. Explosionproof, Dust-Ignitionproof, Factory Sealed and Non-Factory Sealed

Class I, Division 1 and 2, Groups B, C, D
 Zone 1 and 2
 Class II, Division 1 and 2, Groups E, F, G
 Class III
 CSA Type 3R, 7BCD, 9EFG

Controls

CONTROLS: HAZARDOUS LOCATION CONTROL STATIONS AND SWITCHES

Toggle Switches * — No Motor Ratings

		Hub Size (Inches)	Type	Catalog Number	
				Front Operated	Key Operated
1-Gang — 20 Amp, 120 to 277 Vac — Factory Sealed Devices					
		1/2 – 3/4	1-Pole	ECS3F1	ECS3K1
		1	1-Pole	ECS5F1	ECS5K1
		1/2 – 3/4	2-Pole	ECS3F2	ECS3K2
		1	2-Pole	ECS5F2	ECS5K2
		1/2 – 3/4	3 Way	ECS3F3W	ECS3K3W
		1	3 Way	ECS5F3W	ECS5K3W
		1/2 – 3/4	4 Way	ECS3F4W	ECS3K4W
		1	4 Way	ECS5F4W	ECS5K4W
2-Gang					
		1/2 – 3/4	1-Pole	ECS7F1	ECS7K1
		1	1-Pole	ECS9F1	ECS9K1
		1/2 – 3/4	2-Pole	ECS7F2	ECS7K2
		1	2-Pole	ECS9F2	ECS9K2
		1/2 – 3/4	3 Way	ECS7F3W	ECS7K3W
		1	3 Way	ECS9F3W	ECS9K3W
		1/2 – 3/4	4 Way	ECS7F4W	ECS7K4W
		1	4 Way	ECS9F4W	ECS9K4W
1-Gang — 20 Amp, 347 Vac — Non Factory Sealed Devices					
		1/2 – 3/4	1-Pole	ECS2F17	ECS2K17
		1	1-Pole	ECS4F17	ECS4K17
		1/2 – 3/4	2-Pole	ECS2F27	ECS2K27
		1	2-Pole	ECS4F27	ECS4K27
		1/2 – 3/4	3 Way	ECS2F3W7	ECS2K3W7
		1	3 Way	ECS4F3W7	ECS4K3W7
		1/2 – 3/4	4 Way	ECS2F4W7	ECS2K4W7
		1	4 Way	ECS4F4W7	ECS4K4W7
1-Gang — 30 Amp, 120 to 277 Vac — Non Factory Sealed Devices					
		1/2 – 3/4	1-Pole	ECS2F13	ECS2K13
		1	1-Pole	ECS4F13	ECS4K13
		1/2 – 3/4	2-Pole	ECS2F23	ECS2K23
		1	2-Pole	ECS4F23	ECS4K23
		1/2 – 3/4	3 Way	ECS2F3W3	ECS2K3W3
		1	3 Way	ECS4F3W3	ECS4K3W3
		1/2 – 3/4	3-Pole	ECS2F33	ECS2K33
		1	3-Pole	ECS4F33	ECS4K33

* Optional flush mounted single LED indicator light - add suffix **-LED**.
 CSA Certification Only.

ECS Manual Motor Starter, Potentiometer and Photocontrol Control Stations

CSA Certification Only. Explosionproof, Dust-Ignitionproof, Factory Sealed and Non-Factory Sealed

Class I, Division 1 and 2, Groups B, C, D
 Zone 1 and 2
 Class II, Division 1 and 2, Groups E, F, G
 Class III
 CSA Type 3R, 7BCD, 9EFG

Manual Motor Starters * — 1-Gang — Non-Factory Sealed Devices



Hub Size (Inches)	Type	Starter Rating	Catalog Number
1/2 – 3/4	1-Pole, Single Phase	1 HP 120/240 Vac	ECS21MSH †
1	1-Pole, Single Phase	1 HP 120/240 Vac	ECS41MSH †
1/2 – 3/4	2-Pole, Single Phase	1 HP 120/240 Vac	ECS22MSH †
1	2-Pole, Single Phase	1 HP 120/240 Vac	ECS42MSH †
1/2 – 3/4	2-Pole, Single Phase	30 Amp 250 Vac	ECS22MS ‡
1		30 Amp 600 Vac 2 HP 120 Vac 3 HP 240 Vac 7.5 HP 480 Vac 10 HP 600 Vac	ECS42MS ‡
1/2 – 3/4	3-Pole, Three Phase	30 Amp 250 Vac	ECS23MS ‡
1		30 Amp 600 Vac 3 HP 120 Vac 7.5 HP 240 Vac 10 HP 480 Vac 20 HP 600 Vac	ECS43MS ‡

Potentiometer — 1-Gang — Non-Factory Sealed Devices

Other potentiometer resistances available, contact your local sales representative.



Hub Size (Inches)	Resistance	Catalog Number
1/2 – 3/4	2500 Ohms	ECS2POT25K
1	2500 Ohms	ECS4POT25K
1/2 – 3/4	5000 Ohms	ECS2POT5K
1	5000 Ohms	ECS4POT5K
1/2 – 3/4	10000 Ohms	ECS2POT10K
1	10000 Ohms	ECS4POT10K

Photocontrol — 1-Gang — Non-Factory Sealed and Non Group B Devices



Hub Size (Inches)	Electrical Rating	Catalog Number
1/2 – 3/4	120 Vac, 1000 VA	ECS2PC120
1	120 Vac, 1000 VA	ECS4PC120
1/2 – 3/4	347 Vac, 1000 VA	ECS2PC347
1	347 Vac, 1000 VA	ECS4PC347

* Suitable for use as a motor disconnect.
 † Heater supplied for maximum motor load.
 ‡ No heater available.
 ⚡ CSA Certification Only.











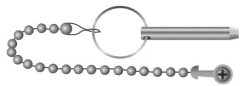


ECS Control Station Accessories

CSA Certification Only. Explosionproof, Dust-Ignitionproof, Factory Sealed and Non-Factory Sealed

Class I, Division 1 and 2, Groups B, C, D
 Zone 1 and 2
 Class II, Division 1 and 2, Groups E, F, G
 Class III
 CSA Type 3R, 7BCD, 9EFG

Controls

CONTROLS: HAZARDOUS LOCATION CONTROL STATIONS AND SWITCHES













Description		Catalog Number
Push Button, Factory Sealed – Momentary Contact		
	10 Amp 600 Vac Heavy Duty 1/2" thread size (NPSM). Furnished with 1/2" to 3/4" enlarger, Weather Boot, Guard, Start, Stop and Blank Nameplates.	
Single Push Button	Universal	 SPBB-U1-Q
Push Button, Red, Factory Sealed – Maintained Contact		
	10 Amp 600 Vac Heavy Duty 1/2" thread size (NPSM). Furnished with 1/2" to 3/4" enlarger and Emergency Stop Nameplate (guard not furnished).	
Single Push Button	Universal	 SMPB-U1-Q
Rectangular Button with Weather Boot		
	Furnished with Start, Stop and Blank Nameplates.	NBN-WB
Nameplates for Rectangular Push Buttons		
	Blank	SNP-B-Q Off SNP-OFF-Q
	Forward	SNP-FWD-Q On SNP-ON-Q
	Jog	SNP-JOG-Q Reverse SNP-REV-Q
	Run	SNP-RUN-Q Open SNP-OPEN-Q
	Stop	SNP-SP-Q Close SNP-CLOSE-Q
	Start	SNP-ST-Q Up SNP-UP-Q
	Down	SNP-DOWN-Q Test SNP-TEST-Q
	Fast	SNP-FAST-Q Low SNP-LOW-Q
	Slow	SNP-SLOW-Q High SNP-HIGH-Q
	Raise	SNP-RAISE-Q
	Lower	SNP-LOWER-Q
	Reset	SNP-RESET-Q
		
SNP-ON-Q		
Push Button Replacement Locking Guards – Glass Reinforced Polypropylene – Gasketed		
	Maintained Switch Guard Has hole for 1/4" hasp. Single Guard (Maintained Switch)	SMPB-LG
	Single Guard	NPB-LG1
	Double Guard	NPB-LG2
Push Button Securing Rod with Stainless Steel Chain		
	For use with Single Guard Only	NBL-SR
Mushroom Button with Weather Boot for Use with Momentary Contact – Gasketed		
	Black NMRB-BL Green NMRB-GR Red NMRB-RE	
Mushroom Button for Use with Maintained Contact – Solid-Colored Nonmetallic Button		
	Red NMRBM-RE	

 CSA Certification Only.

ECS Control Station Accessories and Replacement Parts


CSA Certification Only. Explosionproof, Dust-Ignitionproof, Factory Sealed and Non-Factory Sealed

Class I, Division 1 and 2, Groups B, C, D
Zone 1 and 2
Class II, Division 1 and 2, Groups E, F, G
Class III
CSA Type 3R, 7BCD, 9EFG

		Thread Size (In., NPSM)	Description	Left	Diagram Center	Right	Catalog Number
Selector Switch Assembly — Maintained Contact							
<i>When installed on a single gang box the cover assembly is suitable for use in Group B environments but will not be marked Group B.</i>							
2 Position <i>Note: Standard legend plate reads HAND AUTO</i>							
 1 Position	 2 Position	1/2	2 Position, 2 Circuit		None		SSBA1-2Q
		1/2	2 Position, 4 Circuits		None		SSBA2-2Q
3 Position <i>Note: Standard legend plate reads Hand/Off/Auto</i>							
		1/2	3 Position, 2 Circuit				SSBA1-3Q
		1/2	3 Position, 4 Circuit				SSBA2-3Q







Selector Switch Assembly — Modified Operations

When installed on a single gang box the cover assembly is suitable for use in Group B environments but will not be marked Group B.









3 Position *Note: Standard legend plate reads Hand/Off/Auto*

Momentary contact right position. Spring return to center. Maintained contact left position.

1/2	3 Position, 2 Circuit				SSBAS-1-3
1/2	3 Position, 4 Circuits				SSBAS-2-3


Momentary contact left position. Spring return to center. Maintained contact right position.

1/2	3 Position, 2 Circuit				SSBASL-1-3
1/2	3 Position, 4 Circuits				SSBASL-2-3

Selector Switches Nameplates



Two Position



Three Position

Two Position Nameplates		Three Position Nameplates	
Forward—Reverse	SLNP-FRQ	Forward—Off—Reverse	SLNP-FORQ
Hand—Auto	SLNP-HAQ	Hand—Off—Auto	SLNP-HOAQ
On—Off	SLNP-OO	Run—Off—Jog	SLNP-ROJQ
Start—Stop	SLNP-SS	Blank	SLNP-B3
Blank	SLNP-BQ	Reverse—Off—Forward	SLNP-ROFQ
Up—Down	SLNP-UDQ	Auto—Off—Hand	SLNP-AOHQ
Run—Job	SLNP-RJQ	Hand—Off—Remote	SLNP-HORQ
Auto—Hand	SLNP-AHQ	1—Off—2	SLNP-102Q
Off—Remote	SLNP-ORQ	Jog—Off—Run	SLNP-JORQ
Local Remote	SLNP-LRQ	Stop—Run—Start	SLNP-SRSQ
		Local—Off—Remote	SLNP-LORQ

Selector Switch Locking Devices — Permit locking in any position.



Description	Catalog Number
Two or Three Positions	SBL-3-Q

 CSA Certification Only.


ECS Control Station Accessories and Replacement Parts

CSA Certification Only. Explosionproof, Dust-Ignitionproof, Factory Sealed and Non-Factory Sealed

Class I, Division 1 and 2, Groups B, C, D
Zone 1 and 2
Class II, Division 1 and 2, Groups E, F, G
Class III
CSA Type 3R, 7BCD, 9EFG

Controls

CONTROLS: HAZARDOUS LOCATION CONTROL STATIONS AND SWITCHES

	Description	Catalog Number
	Key Operated Selector Switch Replacement Parts	
	Two Position key operated 1 N/C - 1 N/O contact	XSS-82U
	Three Position key operated 1 N/C - 1 N/O contact	XSS-86U

Pilot Light – Factory Sealed



Pilot Light



Chamber Only

Incandescent

Furnished with 6S6 120 Vac incandescent lamp, jewel and guard.
Has 18" long, type SFF-2 (302 °F/150 °C) pigtail leads. Body has 3/4" straight thread (NPSM).

With Red Jewel	SPLSREB
With Green Jewel	SPLSGRB
With Amber Jewel	SPLSAMB
With Blue Jewel	SPLSBLB
With Clear Jewel	SPLSCLB
With Opal Jewel	SPLSOPB

LED

Furnished with candelabra base 120 Vac LED, jewel and guard.
Has 18" long, type SFF-2 (302 °F/150 °C) pigtail leads. Body has 3/4" straight thread (NPSM).

With Red LED, Clear Jewel	SPLNSREB
With Green LED, Clear Jewel	SPLNSGRB
With Amber LED, Clear Jewel	SPLNSAMB

Chamber Only (Same as above, less jewel, guard and lamp)	SPLSSCB
---	---------

Pilot Light Jewel/Guard Assembly



The below catalog numbers indicate an assembly of the Pilot Light Jewels and Guards.
Jewels and Guards are not available as separate items.

Amber Jewel/Guard	JGBNA
Blue Jewel/Guard	JGBNB
Clear Jewel/Guard	JGBNC
Green Jewel/Guard	JGBNG
Opal Jewel/Guard	JGBNO
Red Jewel/Guard	JGBNR

Replacement Bulbs



EPL-B6W



EPLLEDR

Clear Bulbs

Furnished with candelabra base. 6 Watt, 120 Vac, Type 6S6

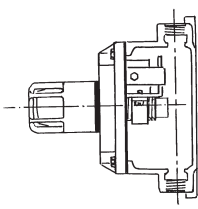
EPL-B6W

LED Replacements

Furnished with candelabra base. 120 Vac, 10 mA

Red LED	EPLLEDR
Green LED	EPLLEDG
Amber LED	EPLLEDA

Transformer



Add Suffix as listed below. Transformer clamps directly to pilot light barrel.
Only one pilot light transformer assembly per one gang body.
















Primary Vac	Lamp Vac	Suffix
220	120	TR2
277	120	TR3
440	120	TR4
550	120	TR5

CSA Certification Only.

ECS Control Station Cover Assemblies

CSA Certification Only. Explosionproof, Dust-Ignitionproof, Factory Sealed and Non-Factory Sealed

Class I, Division 1 and 2, Groups B, C, D
 Zone 1 and 2
 Class II, Division 1 and 2, Groups E, F, G
 Class III
 CSA Type 3R, 7BCD, 9EFG

		Description	Contact Arrangement	Legend Plate	Catalog Number
Push Buttons/Pilot Lights – Factory Sealed – Cover Assembly Only					
 ECSKU1	 ECSKU2	1 Circuit Universal		Start	ECSKU1
		2 Circuit Universal		Start/Stop	ECSKU2
 ECSKUM1, ECSKMU1		Emergency Stop (Maintained) 1 Circuit Universal		Stop	ECSKUM1
		Emergency Stop (Momentary) 1 Circuit Universal		Stop	ECSKMU1
 ECSKJR	 ECSK2JR	1 Red Pilot Light		—	ECSKJR
		2 Red Pilot Lights		—	ECSK2JR
 ECSKJGU1		1 Green Pilot Light and 1 Universal Push Button		Start	ECSKJGU1
 ECSKJRU2		1 Green Pilot Light and 2 Universal Push Buttons		Start	ECSKJGU2

Controls

CONTROLS: HAZARDOUS LOCATION CONTROL STATIONS AND SWITCHES

 CSA Certification Only.











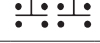





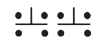







ECS Control Station Cover Assemblies

CSA Certification Only. Explosionproof, Dust-Ignitionproof, Factory Sealed and Non-Factory Sealed

Class I, Division 1 and 2, Groups B, C, D
 Zone 1 and 2
 Class II, Division 1 and 2, Groups E, F, G
 Class III
 CSA Type 3R, 7BCD, 9EFG

Controls

CONTROLS: HAZARDOUS LOCATION CONTROL STATIONS AND SWITCHES

		Description	Left	Diagram Centre	Right	Legend Plate	Catalog Number
Selector Switches † – Factory Sealed – Cover Assembly Only							
	2 Position	2 Position 2 Circuit		None		Start/Stop	ECSK12
		2 Position 4 Circuit		None		Start/Stop	ECSK35
	3 Position	3 Position 2 Circuit				Hand/Off/Auto	ECSK102
		3 Position 4 Circuit				Hand/Off/Auto	ECSK345
Key-Operated Selector Switches – Non-Factory Sealed – Cover Assembly Only							
<i>Key removable in one position.</i>							
		2 Position 2 Circuit		None		Start/Stop	ECSKSA82U
		3 Position 4 Circuit				Hand/Off/Auto	ECSKSA86U
		Type			Catalog Number		
					Front Operated	Key Operated	
Toggle Switches ** – Cover Assembly Only – No Motor Ratings							
20 Amp 120/277 Vac, Factory Sealed							
	ECSKF1	1-Pole			ECSKF1	ECSKK1	
		2-Pole			ECSKF2	ECSKK2	
		3 Way			ECSKF3W	ECSKK3W	
		4 Way			ECSKF4W	ECSKK4W	
	ECSKK1						
20 Amp 347 Vac, Non-Factory Sealed							
	ECSKF17	1-Pole			ECSKF17	ECSKK17	
		2-Pole			ECSKF27	ECSKK27	
		3 Way			ECSKF3W7	ECSKK3W7	
		4 Way			ECSKF4W7	ECSKK4W7	
	ECSKK17						
30 Amp 120/277 Vac – Non-Factory Sealed							
	ECSKF13	1-Pole			ECSKF13	ECSKK13	
		2-Pole			ECSKF23	ECSKK23	
		3 Way			ECSKF3W3	ECSKK3W3	
		3-Pole			ECSKF33	ECSKK33	
	ECSKK13						

† 3 Position selector switch spring return from right: add suffix **-S634**. 3 Position selector switch spring return from left: add suffix **-S635**.

‡ Optional flush mounted single LED indicator light - add suffix **-LED**.




* Suitable for use as a motor disconnect.

†† CSA Certification Only.

ECS Control Station Cover Assemblies

CSA Certification Only. Explosionproof, Dust-Ignitionproof, Factory Sealed and Non-Factory Sealed

Class I, Division 1 and 2, Groups B, C, D
 Zone 1 and 2
 Class II, Division 1 and 2, Groups E, F, G
 Class III
 CSA Type 3R, 7BCD, 9EFG

Type	Starter Rating	Catalog Number		
Manual Motor Starters * — Non-Factory Sealed Devices				
 <p>ECSK1MSH</p>	1-Pole, Single Phase	1 HP 120/240 Vac ECSK1MSH †		
	2-Pole, Single Phase	1 HP 120/240 Vac ECSK2MSH †		
	2-Pole, Single Phase	30 Amp 250 Vac 30 Amp 600 Vac 2 HP 120 Vac 3 HP 240 Vac 7.5 HP 480 Vac 10 HP 600 Vac	ECSK2MS ‡	
		3-Pole, Three Phase	30 Amp 250 Vac 30 Amp 600 Vac 3 HP 120 Vac 7.5 HP 240 Vac 10 HP 480 Vac 20 HP 600 Vac	ECSK3MS ‡
	Photocontrol — Non-Factory Sealed and Non Group B Devices			
	120 Vac, 1000 VA	ECSKPC120		
	347 Vac, 1000 VA	ECSKPC347		
Potentiometer — Non-Factory Sealed Devices				
	2500 Ohms	ECSKPOT25K		
	5000 Ohms	ECSKPOT5K		
	10000 Ohms	ECSKPOT10K		

* Suitable for use as a motor disconnect.
 † Heater supplied for maximum motor load.
 ‡ No heater available.
 † Optional flush mounted single LED indicator light - add suffix **-LED**.
 † CSA Certification Only.

Controls

CONTROLS: HAZARDOUS LOCATION CONTROL STATIONS AND SWITCHES

ECS Control Station Backboxes, Replacement Covers and Dimensions


CSA Certification Only. Explosionproof, Dust-Ignitionproof, Factory Sealed and Non-Factory Sealed

Class I, Division 1 and 2, Groups B, C, D
 Zone 1 and 2
 Class II, Division 1 and 2, Groups E, F, G
 Class III
 CSA Type 3R, 7BCD, 9EFG


Controls

CONTROLS: HAZARDOUS LOCATION CONTROL STATIONS AND SWITCHES

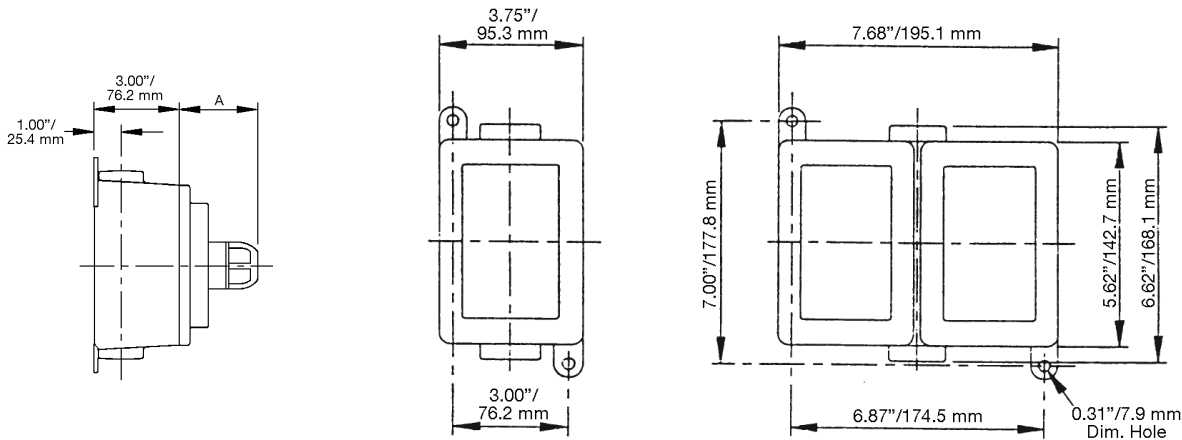
Hub Size (Inches)	Description	Catalog Number
ECS Series Mounting Boxes		
CSA Certified when complete with ECKSK cover assembly. Boxes and covers sold separately. Boxes are complete with feed-thru hubs, mounting feet, ground screw and close-up plug for dead-end use. For 1/2" entry on ECS-172 and ECS-275 reducer required.		
3/4	1-Gang	ECS-175
1	1-Gang	ECS-110
3/4	2-Gang	ECS-275
1	2-Gang	ECS-210



Description	Catalog Number
ECS Replacement Covers	
Blank Cover	ECSK-B
1 Device Cover	ECSK-1B
2 Device Cover	ECSK-2B
Dual Push button/Selector Switch Cover	ECSK-2P
Pilot Light and Dual Push button/Selector Switch Cover	ECSK-3P



Dimensions



Device	A — Dimensions in Inches/Millimeters
Push Button Switch	1.81/45.0
Selector Switch	2.25/57.2
Pilot Light	2.75/69.9
Mushroom Head Switch	2.18/56.4
Snap Switch	1.56/39.6
GFI	1.62/41.1
Photocontrol	2.12/53.8

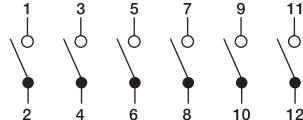

















 CSA Certification Only.

ECS Multi-Position Switches

CSA Certification Only. Explosionproof, Dust-Ignitionproof

Control Stations with Horsepower Rated 30A, 600V Front Operated Selector Switches.

Class I, Division 1 and 2, Groups B, C, D
 Zone 1 and 2
 Class II, Division 1 and 2, Groups E, F, G
 Class III
 CSA Type 3R, 7BCD, 9EFG

Switch Function	No. of Positions	No. of Poles	Conduit Entry Size (In.)	Catalog Number Cover and Switch	Catalog Number c/w ECS175 Backbox
6 Pole, Single Throw, ON/OFF					
	2	1	3/4	ECSK211	ECS3-211
	2	2	3/4	ECSK221	ECS3-221
	2	3	3/4	ECSK231	ECS3-231
	2	4	3/4	ECSK241	ECS3-241
	2	5	3/4	ECSK251	ECS3-251
	2	6	3/4	ECSK261	ECS3-261
3-Pole, Double Throw, ON/ON					
	2	1	3/4	ECSK212	ECS3-212
	2	2	3/4	ECSK222	ECS3-222
	2	3	3/4	ECSK232	ECS3-232
3-Pole, Double Throw, ON/ON – Isolated Contacts					
	2	1	3/4	ECSK213	ECS3-213
	2	2	3/4	ECSK223	ECS3-223
	2	3	3/4	ECSK233	ECS3-233
3-Pole, Double Throw, ON/OFF/ON					
	3	1	3/4	ECSK314	ECS3-314
	3	2	3/4	ECSK324	ECS3-324
	3	3	3/4	ECSK334	ECS3-334
3-Pole, Double Throw ON/OFF/ON – Isolated Contacts					
	3	1	3/4	ECSK315	ECS3-315
	3	2	3/4	ECSK325	ECS3-325
	3	3	3/4	ECSK335	ECS3-335



Electrical Specifications

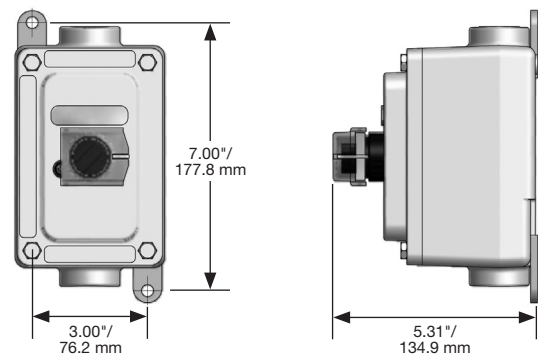
Vac	Horsepower Rating	
	3-Phase	1-Phase
120	3	1.5
240	7.5	3
480	10	5
600	10	5

Options/Accessories

For lockout of 2 Position switch in either position.
 For lockout of 3 Position switch in any position.

Description	Catalog Number
Flip up guard for use with 3/16" or 1/4" Padlock. Field installed.	SPF5405

Dimensions



Shown with optional SPF5405 installed

 CSA Certification Only.