





# FM8™ Conduit Outlet Bodies, Covers and Gaskets

For use with Rigid Steel, Rigid Aluminum and IMC Conduit.

NEC/CEC — Suitable for use in the following  
Hazardous Locations:  
Class I, Division 2 per NEC 501.10(B)(4)

## Appleton™ FM8™ Blank Covers and Gaskets ①

Body Size (Inches)	Stamped Cover Steel	Cast Cover Grayloy—Iron ②	Solid Gasket Neoprene	Open Gasket Neoprene
				
1/2	180	180F	GASK851N	—
3/4	280	280F	GASK852N	—
1	380	380F	GASK853N	—
1-1/4	480	480F	GASK854N	—
1-1/2	580	580F	—	GASK805N
2	680	680F	—	GASK806N
2-1/2	880	880F	—	GASK808N
3	880	880F	—	GASK808N
3-1/2	980	980F	—	GASK809N
4	980	980F	—	GASK809N

## Wiring Capacity: Combine Body and Cover Capacities for Total Usable Capacity per NEC 314.16(A)

Hub Size (Inches)	Capacity — dm <sup>3</sup> (in <sup>3</sup> )						Stamped Cover	Cast Cover
	C	LB	LL, LR	T	TB	X		
1/2	0.08 (5.00)	0.08 (5.00)	0.08 (5.00)	0.10 (6.00)	0.10 (6.00)	0.10 (6.00)	0.01 (0.50)	0.00 (0.30)
3/4	0.13 (8.00)	0.13 (8.00)	0.13 (8.00)	0.16 (10.00)	0.16 (10.00)	0.16 (10.00)	0.01 (0.80)	0.01 (0.80)
1	0.21 (13.00)	0.21 (13.00)	0.21 (13.00)	0.25 (15.50)	0.25 (15.50)	0.25 (15.50)	0.02 (1.00)	0.02 (1.00)
1-1/4	0.39 (24.00)	0.39 (24.00)	0.39 (24.00)	0.41 (25.00)	0.41 (25.00)	0.41 (25.00)	0.02 (1.50)	0.02 (1.50)
1-1/2	0.70 (42.50)	0.70 (42.50)	0.70 (42.50)	0.72 (44.00)	0.72 (44.00)	0.72 (44.00)	0.03 (1.80)	0.12 (7.50)
2	1.72 (105.00)	1.72 (105.00)	1.72 (105.00)	1.72 (105.00)	1.72 (105.00)	1.72 (105.00)	0.07 (4.50)	0.20 (12.50)
2-1/2	3.28 (200.00)	3.28 (200.00)	3.28 (200.00)	3.28 (200.00)	—	—	0.20 (12.30)	0.57 (34.50)
3	3.56 (217.00)	3.56 (217.00)	3.56 (217.00)	3.56 (217.00)	—	—	0.20 (12.30)	0.57 (34.50)
3-1/2	—	6.23 (380.00)	—	—	—	—	0.39 (24.00)	1.07 (65.30)
4	—	6.55 (400.00)	—	—	—	—	0.39 (24.00)	1.07 (65.30)

① Covers furnished with stainless steel screws, 1-1/2" – 4" covers provided with 4 screws.

② PVC coating available on select FM8™ covers. Add suffix -PVC to catalog number.