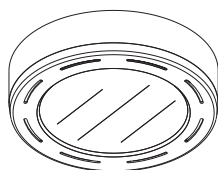
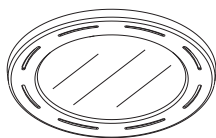


Data and specifications subject to change without notice

Project name	Type
Order number	
Date	



514 070  
Surface Mount



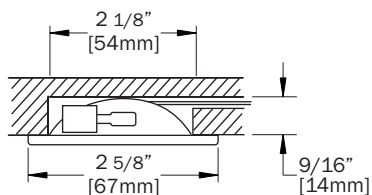
514 050  
Recessed Mount

## 10 WATT SERIES

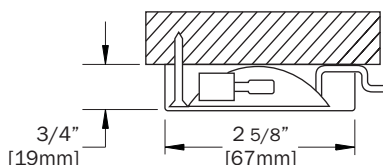
### SPECIFICATIONS

#### Standard Features

- ◆ Frosted lens standard
- ◆ Screw Installation
- ◆ 6ft (2m) lead is standard, custom lead length available, contact factory
- ◆ 10W max G4 bi-pin halogen lamp (Osram lamp included and installed)
- ◆ Approved for blind hole applications
- ◆ Certified as a stand alone luminaire




514 050  
Recessed Mount



514 070  
Surface Mount

### ORDER GUIDE

SERIES	MOUNTING	FINISH
514	050 - Recessed Mount 070 - Surface Mount	01 - White 02 - Chrome 03 - Brown 04 - Black 05 - Matte Silver 08 - Charcoal Grey 09 - Gold 11 - Matte Nickel
 56° Note: 1) All cabinet luminaires are to be powered with remote Class 2 transformers, sold separately 2) See transformer section for requirement 3) See under cabinet light installation sheet for typical installation methods (Install 1)		

\*Spec sheets are subject to change without notice