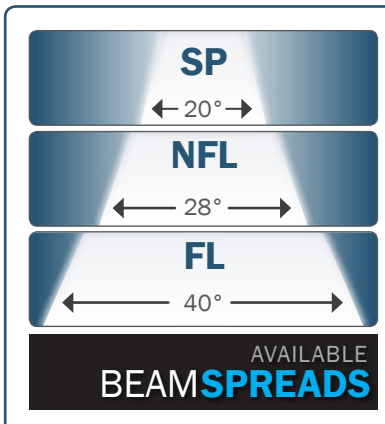
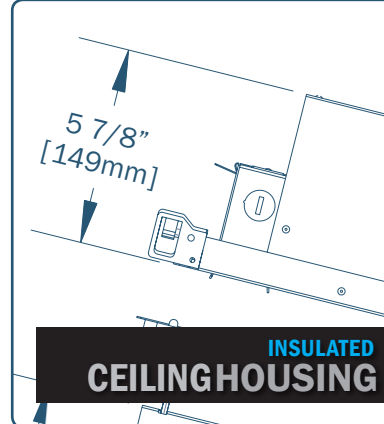
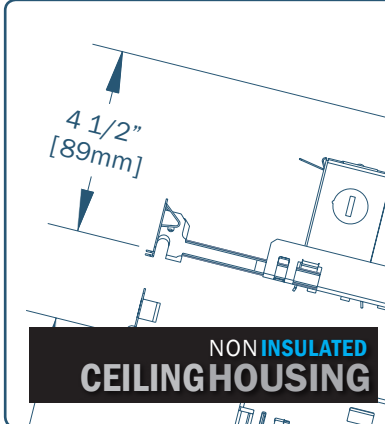




DATA AND SPECIFICATIONS SUBJECT TO CHANGE WITHOUT NOTICE



The BRO line of LED downlights and accents offers high quality and high value with an attractive 4 year warranty. Fourteen different universal trims fit into two housings: round or square, each available for insulated and non-insulated ceilings. Just select a stock housing and dimming strategy, then trims and accessories can be installed from below the finished ceiling. Adjustables, pinholes, wallwashers, and decorative trims can disappear into the ceiling or make a bold design statement. Look for myriad options in terms of beam spreads, lenses, and finishes. Choose 90 CRI for more demanding applications.

Dasal Architectural Lighting's specification-grade products have been engineered, assembled, and manufactured in North America for 20 years. Dasal prides itself on a reputation for innovation and product reliability – but customer satisfaction is the definition of success. Privately owned with a factory near Vancouver, BC, Canada, Dasal works with the lighting community to respond quickly to changing markets.





**2-115 Aqua**

Solid die cast, wet-location shower trim with a regressed lamp and anodized aluminum reflector. Aqua BRO offers surprising performance and excellent glare control, plus 20 degrees of adjustability. Choose from three color temperatures and clear or frosted glass to enhance the décor.




**2-120 Aurora**

A classic combination of function and performance. Positioned 2-1/2" above the ceiling plane, the LED module softly illuminates the anodized aluminum reflector, delivering high performance without glare. The Aurora BRO also allows for 20 degrees of adjustability and the option of adding up to two lens accessories.



**2-520 Miro**

The slightly canted square reflector cuts off glare from the LED but creates interest in the aperture with a selection of interior finishes. Select beam spreads and trim colors for optimal effect; 20 degrees of adjustability.



**2-550 Nemo**

With its sealed, flush glass face and 20 degrees of adjustability, Nemo BRO brings nuanced architectural lighting to wet locations: baths, covered walkways, entryways, and outdoor living spaces. Select lenses to soften the beam, intensify colors, or graze a textured facade.



**LED LIGHT ENGINE: SUPPLIED AND MOUNTED IN TRIM**

**9W LED module**  
**1000 lumen 80 CRI – 800 delivered lumens\***  
**800 lumen 90 CRI – 650 delivered lumens\***  
**Color consistency of 3 SDCM [MacAdam Ellipse]**  
**Life: L70 = 40,000 hours**

LED module mounted on an aluminum heat sink  
 Trim mounting clips designed for typical 5/8" ceiling, contact factory for various ceiling thicknesses


**HOUSING: ROUND AND SQUARE APERTURES AVAILABLE**

RLH-F[-Q] is rated for non-insulated ceiling only  
 RLH-SI[-Q] is rated for direct burial in insulation  
 20 Ga. cold rolled steel baseplate powder coated black  
 16" hanger bars supplied as standard  
 18 Ga. galvanized steel, 5 K.O. junction box for easy wire entry  
 Approved for branch circuit wiring

**AIR TIGHT [OPTIONAL]:**

Air Tight housing performs in accordance with ASTM E283-91  
 Fixture meets requirement of "having no more than 2.0 CFM air movement from the conditioned space to the ceiling cavity"  
(section 502.4 of 1991 WSEC - Washington State Electrical Code)

\*Delivered from primary reflector




**COMPATIBLE TRIMS**



**AVAILABLE REFLECTOR FINISHES**

FOR ADDITIONAL REFLECTOR FINISHES CONSULT FACTORY



ORDER SPECIFICATION SAMPLE

TRIM TYPE	TRIM FINISH	BEAM SPREAD	CRI-LUMEN	PLENUM TYPE	INPUT VOLTAGE
2-120	01	NIC-S	BRO	NFL	3500K
			80-1000	RLH	SI-AT
				3S	120

REFLECTOR COLOR      COLOR TEMP      DIMMING OPTION

**SAMPLE AURORA TRIM ORDER - SAMPLE INSULATED AIR TIGHT HOUSING ORDER**

