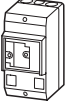
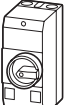




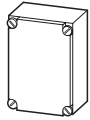






System PKZ 0 Motor Protectors Insulated Enclosures

	Degree of protection	For use with	Type	Price	
			Article No.	see price list	
Insulated enclosures for surface mounting					
for motor protectors					
	cover with opening dimensioned to accommodate front of motor protector	IP 40 UL/NEMA/ CSA 1	PKZM0-... +NHI or AGM +U or A +NHI-E +L-PKZ0 (2 pieces)	CI-K2-PKZ0-NA 072903	Includes ground terminal connection, smooth sided base with drill starts
	with black/grey handle	IP 55 UL/NEMA/ CSA 12, 3R	PKZM0-... +NHI or AGM +U or A +NHI-E +L-PKZ0 (2 pieces)	CI-K2-PKZ0-NA-G 262680	
	with red/yellow handle for use in Emergency-Stop circuits to VDE 0113			CI-K2-PKZ0-NA-GR 262681	
for motor protector with early-make contacts					
	with black/grey handle	IP55 UL/NEMA/ CSA 12, 3R	PKZM0-... +NHI or AGM +U or A +NHI-E +L-PKZ0 (2 pieces)	CI-K2-PKZ0-NA-GV 262682	Includes ground terminal connection, smooth sided base with drill starts
	with red/yellow handle for use in Emergency-Stop circuits to VDE 0113			CI-K2-PKZ0-NA-GRV 262683	
	Padlocking assembly accommodating up to 3 padlocks with a hasp thickness of 3 - 6 mm, for use on main switches to IEC/EN 60 204		CI-PKZ0-G(R)(V)	SVB-PKZ0-CI 035129	Padlockable in the Off position of the PKZM 0 manual motor protector
For motor protector combinations					
	Door coupling handle (R)H-PKZ0 (IP 65, UL/NEMA/CSA 12)	IP 65 UL/NEMA/ CSA 1, 12, 13, 4X indoor	PKZM0-.../S(E)00 +NHI or NHI...S +NHI-E +R(H) +L-PKZ0 (2 pieces)	CI23X-125-NA 002209	Mounting depth 125 mm, additional M3-CI23 mounting plate required
				CI23X-150-NA 002212	Mounting depth 150 mm, additional M3-CI23 mounting plate required
Insulated enclosures for flush mounting					
for motor protectors					
	cover with opening to accommodate front of motor protector	Front IP 40 UL/NEMA/ CSA 1	PKZM0-... +NHI or U or A +L-PKZ0 (2)	E-PKZ0 072906	Includes ground terminal connection
	with black/grey rotary handle	Front IP 55	PKZM0-... +NHI+NHI-E or U+NHI-E or A+NHI-E +L-PKZ0 (2)	E-PKZ0-G 072907	
	with red/yellow handle for use in Emergency-Stop circuits to VDE 0113			E-PKZ0-GR 072908	
	padlocking accessory to accommodate up to 3 padlocks with a hasp thickness of 3 - 6 mm		E-PKZ0-G(R)	SVB-PKZ0-E 035127	Padlockable in the Off position of the PKZM 0 manual motor protector
Mounting plate					
	Galvanized steel thickness 3mm, including mounting screws		CI23X-125(150)-NA	M3-CI23 019709	