

Accessories

Side-Mount Trip Indicating Auxiliary Contacts ①

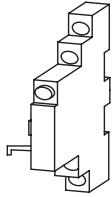


Table 173. Side-Mount Trip Indicating Auxiliary Contacts

Contact Configuration	Contact Sequence	Pkg. Qty.	Catalog Number	Price ②
2 x 1NO		2	XTPAXSATR20	
2 x 1NC		2	XTPAXSATR02	

① Can be fitted on the right side of manual motor protectors. Can be combined with standard auxiliary contacts. Trip indication: A. General Trip indication (overload) B. Short-circuit trip. Local short-circuit indication by red indicator, manually resettable.

② Price listed is for a quantity of one (1). Orders must be placed in multiples of package quantity listed.

Early-Make Front-Mount Auxiliary Contacts ③



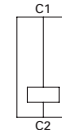
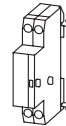
Table 174. Early-Make Front-Mount Auxiliary Contacts

Contact Configuration	Contact Sequence	Pkg. Qty.	Catalog Number	Price ④
2NO		5	XTPBXFAEM20	
2NO		2	XTPAXFAEM20	

③ For use with XTPB..., B-Frame XTPR and XTPT. Can be fitted to the front of a manual motor protector. 45 mm width of manual motor protector remains unchanged. For early energization of undervoltage release, e.g. in Emergency-Stop circuits to EN 60204.

④ Price listed is for a quantity of one (1). Orders must be placed in multiples of package quantity listed.

Shunt Release ⑤



Contact Sequence

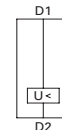
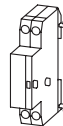
Table 175. Shunt Release

Catalog Number — Screw Terminals	Catalog Number — Spring Cage Terminals	Pkg. Qty.	Price ⑥
XTPAXSR110V50H	—	2	
XTPAXSR110VDC	—	2	
XTPAXSR120V60H	—	2	
XTPAXSR125VDC	—	2	
XTPAXSR208V60H	—	2	
XTPAXSR220V50H	—	2	
XTPAXSR220VDC	—	2	
XTPAXSR230V50H	XTPAXSRC230V50H	2	
XTPAXSR240V50H	—	2	
XTPAXSR240V60H	—	2	
XTPAXSR24V50H	—	2	
XTPAXSR24VDC	XTPAXSRC24VDC	2	
XTPAXSR250VDC	—	2	
XTPAXSR380V50H	—	2	
XTPAXSR400V50H	—	2	
XTPAXSR415V50H	—	2	
XTPAXSR440V60H	—	2	
XTPAXSR480V60H	—	2	
XTPAXSR48V50H	—	2	
XTPAXSR48VDC	—	2	
XTPAXSR60VDC	—	2	

⑤ Can be fitted on the left side of manual motor protectors. Cannot be combined with the XTPAXUVR. DC: Intermittent operation 5 sec.

⑥ Price listed is for a quantity of one (1). Orders must be placed in multiples of package quantity listed.

Undervoltage Release ⑦



Contact Sequence

Table 176. Early-Make Front-Mount Auxiliary Contacts

Catalog Number — Screw Terminals	Catalog Number — Spring Cage Terminals	Pkg. Qty.	Price ⑧
XTPAXUVR110V50H	—	2	
XTPAXUVR120V60H	—	2	
XTPAXUVR208V60H	—	2	
XTPAXUVR220V50H	—	2	
XTPAXUVR230V50H	XTPAXUVR230V50H	2	
XTPAXUVR240V50H	—	2	
XTPAXUVR240V60H	—	2	
XTPAXUVR24V50H	—	2	
XTPAXUVR24V60H	—	2	
XTPAXUVR380V50H	—	2	
XTPAXUVR400V50H	—	2	
XTPAXUVR415V50H	—	2	
XTPAXUVR440V60H	—	2	
XTPAXUVR480V60H	—	2	
XTPAXUVR48V50H	—	2	
XTPAXUVR60V50H	—	2	

⑦ Can be fitted on left side manual motor protectors. Cannot be combined with XTPAXSR. When combined with a circuit breaker, it can be used as Emergency-Stop device to IEC/EN 60204.

⑧ Price listed is for a quantity of one (1). Orders must be placed in multiples of package quantity listed.

Discount Symbol MC7