

Door coupling rotary handles for North America

Difference to normal IEC handles:

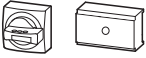

Door opening only possible with active rotation beyond the 0 position.

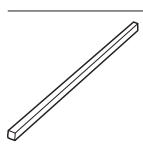
Door coupling rotary handles

Complete including rotary drive and coupling parts

Extension shaft additionally required.

Degree of protection IP66/UL/CSA type 4X,

		For use with	Part no. Article no. when ordered separately	Std. pack	Note
Standard, black/grey					
	Lockable on handle and switch with up to 3 padlocks. Lockable in 0 position on handle. With door interlock. Lockable on switch in 0 position.	NZM1, N(S)1	NZM1-XTVDV-NA 100683	1 off	Door interlock <ul style="list-style-type: none"> • Can not be defeated in the locked OFF position. • Door opening possible with active rotation beyond the 0 position. Can be defeated from the outside using a screwdriver. • Cannot be combined with mechanical interlock • External warning plate/ designation label can be clipped on.
		NZM2, N(S)2	NZM2-XTVDV-NA 100684	1 off	
		NZM3, N(S)3	NZM3-XTVDV-NA 100685	1 off	
		NZM4, N(S)4	NZM4-XTVDV-NA 100686	1 off	
Red-yellow for emergency witching off					
	Lockable on handle and switch with up to 3 padlocks. Lockable in 0 position on handle. With door interlock. Lockable on switch in 0 position.	NZM1, N(S)1	NZM1-XTVDVR-NA 271449	1 off	Door interlock <ul style="list-style-type: none"> • Can not be defeated in the locked OFF position. • Door opening with active rotation beyond the 0 position. • Cannot be combined with mechanical interlock • External warning plate/ designation label can be clipped on.
		NZM2, N(S)2	NZM2-XTVDVR-NA 271450	1 off	
		NZM3, N(S)3	NZM3-XTVDVR-NA 271451	1 off	
		NZM4, N(S)4	NZM4-XTVDVR-NA 271452	1 off	



Extension shaft

		For use with	Part no. Article no. when ordered separately	Std. pack	Note
400 mm max. mounting depth	NZM1(-4), PN1(-4), N(S)1(-4) NZM2(-4), PN2(-4), N(S)2(-4)		NZM1/2-XV4 261232	1 off	can be cut to required length.
		NZM3(-4), PN3(-4), N(S)3(-4) NZM4(-4), N(S)4(-4)	NZM3/4-XV4 261234	1 off	
600 mm max. mounting depth	NZM1(-4), PN1(-4), N(S)1(-4) NZM2(-4), PN2(-4), N(S)2(-4)		NZM1/2-XV6 260191	1 off	
		NZM3(-4), PN3(-4), N(S)3(-4) NZM4(-4), N(S)4(-4)	NZM3/4-XV6 260193	1 off	