

1.2

Loadcenters and Circuit Breakers

Type BR Loadcenters and Circuit Breakers

1

Plug-On Ground Fault Circuit Breakers, Type GFCB and GFEP—10/22 kAIC, 120 Vac and 120/240 Vac

Ground Fault Application Notes

Single-pole GFCBs are designed for use in two-wire, 120 Vac circuits. See **Page V1-T1-86** for a typical wiring configuration.

Two-pole GFCBs are designed for use in three-wire, 120/240 Vac circuits, 120 Vac multiwire circuits employing common, neutral and two-wire, 240 Vac circuits obtained from a 120/240 Vac source.

Page V1-T1-86 shows typical wiring configurations for a 120/240 Vac multiwire circuits, and a 240 Vac, two-wire circuit. Note the “panel neutral” conductor connects to the neutral bar, even though the neutral is not included in the load circuit. This connection is necessary to supply a 120 Vac power source to the ground fault sensing circuit.

The figures are shown with a 120/240 Vac, single-phase, three-wire power source, but are also applicable to a 120/208 Vac, three-phase, four-wire power supply. For all figures, the electrical operation of the GFCB is not affected by the equipment ground.

Plug-On Ground Fault Circuit Breakers, Type GFCB and GFEP—10/22 kAIC, 120 Vac and 120/240 Vac

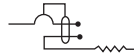
Type GFCB Single-Pole



Type GFCB Two-Pole



Type GFCB Ground Fault Circuit Breakers—5 Milliampere—1-Inch (25.4 mm) per Pole 120 Vac or 120/240 Vac, 10 kAIC



Single-Pole 120 Vac
Requires One
1-Inch (25.4 mm) Space
1 per Shelf Carton
Catalog Number ②



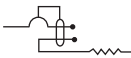

Two-Pole 120/240 Vac
Common Trip Requires Two
1-Inch (25.4 mm) Spaces
1 per Shelf Carton
Catalog Number

Ampere Rating	Wire Size Range Cu/Al 60 °C or 75 °C	Single-Pole 120 Vac Requires One 1-Inch (25.4 mm) Space 1 per Shelf Carton Catalog Number ②	Two-Pole 120/240 Vac Common Trip Requires Two 1-Inch (25.4 mm) Spaces 1 per Shelf Carton Catalog Number
15	#14–4	GFCB115	GFCB215
20	#14–4	GFCB120	GFCB220
25	#14–4	GFCB125	GFCB225
30	#14–4	GFCB130	GFCB230
40	#14–4	GFCB140	GFCB240
50	#14–4	—	GFCB250 ③
60	#14–6	—	GFCB260

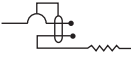

Notes

- ① Clamshell packaging available with CS modification code on the end of catalog number.
- ② Available with bell alarm or auxiliary switch. See circuit breaker accessories on **Page V1-T1-84**.
- ③ For use with copper wire only.

Type GFCBH Ground Fault Breakers—5 Milliampere— 1-Inch (25.4 mm) per Pole 120 Vac or 120/240 Vac, 22 kAIC

Ampere Rating	Wire Size Range Cu/Al 60 °C or 75 °C		
		Single-Pole 120 Vac Requires One 1-Inch (25.4 mm) Space 1 per Shelf Carton Catalog Number	Two-Pole 120/240 Vac Common Trip Requires Two 1-Inch (25.4 mm) Spaces 1 per Shelf Carton Catalog Number
15	#14–4	GFCBH115	GFCBH215
20	#14–4	GFCBH120	GFCBH220
25	#14–4	GFCBH125	GFCBH225
30	#14–4	GFCBH130	GFCBH230

Type GFEP Ground Fault Equipment Protectors—30 Milliampere— 1-Inch (25.4 mm) per Pole 120 Vac or 120/240 Vac, 10 kAIC

Ampere Rating	Wire Size Range Cu/Al 60 °C or 75 °C		
		Single-Pole 120 Vac Requires One 1-Inch (25.4 mm) Space 1 per Shelf Carton Catalog Number	Two-Pole 120/240 Vac Common Trip Requires Two 1-Inch (25.4 mm) Space 1 per Shelf Carton Catalog Number
15	#14–4	GFEP115	GFEP215
20	#14–4	GFEP120	GFEP220
25	#14–4	GFEP125	GFEP225
30	#14–4	GFEP130	GFEP230
40	#14–4	—	GFEP240
50	#14–4	—	GFEP250 ①

Note

① For use with copper wire only.