

GVA
L I G H T I N G



FA-D Series
Waterproof
Luminaires



File: 208502

IP65
IP66
IP67

GRP Body

FA-D is an IP65, IP66 and IP67 rated, dimensionally stable, light-weight fixture for use in damp or wet locations and for areas with high concentrations of dust, fumes and diluted acids. It is an energy efficient surface or suspension mount waterproof luminaire for use with T8, T5 or T5HO lamps.

Standard Features

- GRP (Glass Reinforced Polyester) body, corrosion-moisture-acid resistant
- IP65, IP66 and IP67 rated
- cSAUS certified for wet locations in Canada and the USA
- High performance Electronic Ballast, Instant Start, 120/277V, THD<10%
- Available in single, two or three T8, T5 or T5HO lamps
- Available in 2 ft, 4 ft and 5 ft lengths
- Diffuser available in PM (Pearled Acrylic), CA (Clear Acrylic) and PC (Polycarbonate)
- Non-ageing robot formed continuous polyurethane gasket
- Captive, highly resistant clips made of polyamide (PA)
- 6 clips per 2 ft, 8 clips per 4 ft and 10 clips per 5 ft fixture
- Snap-in 22 gauge steel reflector tray, painted high-reflective white after fabrication
- Highest quality lampholders (BJB)
- Quick disconnect for screwless power and ground connection
- Suitable for end to end installation without gaps
- Trouble-free installation and maintenance
- Rubber washers, end plugs and mounting screws supplied with the fixture
- Luminaire lenses are recyclable

Optional Features

- Program Start electronic ballasts
- Cold Weather electronic ballasts (-30°C)
- Dimmable (digital or analog) electronic ballasts
- Emergency electronic ballasts
- Stainless Steel clips with optional Tamper Resistant Screws
- Specular aluminum reflector
- Suspension set
- Through Wiring Harness (3 or 5 conductors AWG 14)
- Master/Slave wiring option
- 220V-240V ballasts

Diffusers

PM lens is made of UV-resistant acrylic with a pearl structure. This thermoformed diffuser provides a highly translucent, durable lens that is resistant to weathering and aging and provides outstanding resistance to chemical influences. CA diffuser is also made of UV-resistant acrylic and available for 4 ft fixtures.

PC lens is made of highly transparent UV stabilized polycarbonate with internal longitudinal prisms and an etched surface structure. This injection-molded diffuser has outstanding impact resistance and dimensional stability.

PM



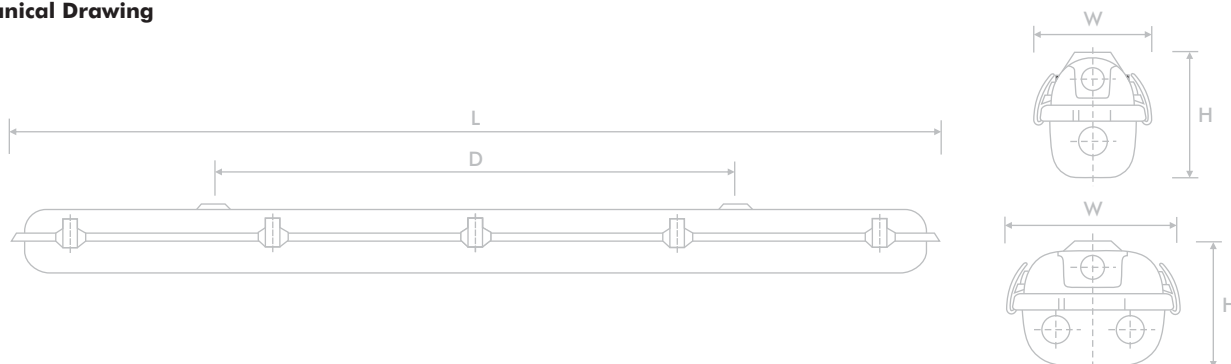
CA



PC



Mechanical Drawing



Dimensions

Size	Lamps	L, mm (inch)	W, mm (inch)	H, mm (inch)	D, mm (inch)	Weight, kg (lb)
2'	1	673 (26.49")	111 (4.37")	110 (4.33")	450 (17.72")	1.50 (3.30)
	2/3	673 (26.49")	168 (6.69")	114 (4.49")	450 (17.72")	1.90 (4.18)
4'	1	1283 (50.51")	111 (4.37")	110 (4.33")	660 (26.00")	2.40 (5.28)
	2/3	1283 (50.51")	168 (6.69")	114 (4.49")	660 (26.00")	3.40 (7.48)
5'	1	1583 (62.32")	111 (4.37")	110 (4.33")	900 (35.43")	2.50 (5.50)
	2/3	1583 (62.32")	168 (6.69")	114 (4.49")	900 (35.43")	4.30 (9.46)

FA-D fixtures are approved for protected outdoor installation.
Normal ambient temperature range: -20 °C (0°F) to +25°C (77°F)

Chemical Resistance

No material is resistant to all chemical influences.

Chemical resistance is an important consideration given the number of chemical environments in which this fixture may be used.

Our chemical resistance table gives only a brief overview of some frequently occurring chemical influences. This table can be found on the following pages. The information in the table is applicable under the following conditions.

The chemical substance listed in the table is a basic material and not part of a chemical compound.

The ambient temperature is 22°C

To be used as a guide only

Chemical reactions will occur more or less rapidly and intensively at higher or lower temperatures depending on the type and composition of the substances involved. We will be happy to assist you, should you have any questions or concerns about the resistance of any materials.


Specification Logic

FAMILY	DIFFUSER	# OF LAMPS	LAMP WATTAGE	VOLTAGE	BALLAST	CLIPS	OPTIONS
FAD	PC (Polycarbonate)	1	17 W T8 (2')	120	IR (Instant Start, THD < 20%)	PL (Plastic)	EM (Emergency Ballast)
	PM (Pearled Acrylic)	2	32 W T8 (4')	277	IH (Instant Start, THD < 10%)	SS	ALR (Aluminum Reflector)
	CA (Clear Acrylic)*	3	40 W T8 (5')	120/277	PH (Program Start, THD < 10%)	(Stainless Steel)	TWH3 (Through Wiring Harness 3 conductors)
			14 W T5 (2')	347	PH-CW (Programmed Start Cold Weather, -30C, THD < 10%)		TWH5 (Through Wiring Harness 5 conductors)
			28 W T5 (4')		DDIM (Digital Dimming)		TR5 (Tamper Resistant Screws)
			35 W T5 (5')		ADIM (Analog Dimming)		
			24 W T5HO (2')		0-10V DC		
			54 W T5HO (4')		SB (Specified Ballast)		
			80 W T5HO (5')**				

* Note only available in four foot fixtures

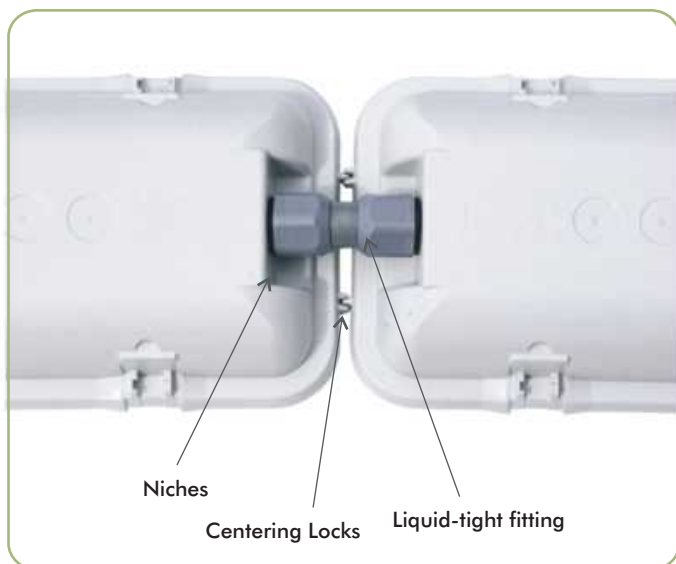
** Note: only available in two lamp cross section

Sample catalog number: **FAD-PM-254-120/277-PH-SS**



1. Acrylic (PM), Clear Acrylic (CA) or Polycarbonate (PC) diffuser (interchangeable)
2. Glass Reinforced Polyester (GRP) body
3. Plastic clips (6 pcs for 2' units, 8 pcs for 4' units, 10 pcs for 5' units)
4. Snap lock for holding gear tray
5. Robot formed polyurethane gasket without joint
6. Alignment pins
7. Niches allow installing fixtures with waterproof fittings end to end without gaps
8. Through wiring harness (optional)
9. Cable holder for through wiring harness (optional)
10. Formed 22 gauge steel gear tray painted white
11. Quick disconnect
12. Wire support clips
13. Label with cCSAus logo
14. Electronic ballast
15. Mounting holes
16. Holes on each side for hanging gear tray for easy connection and maintenance
17. Grounding screw terminal for grounding continuity with Master/Slave installations
18. Lampholders
19. Tandem liquid-tight connector FAD (optional)
20. Stainless Steel clips (optional)
21. Mirrored aluminum reflector (optional)
22. Rubber plug for sealing unused opening (use CSA/ UL approved fittings for wiring)
23. Suspension set (two plastic hooks with rubber washers and screws) (optional)
24. Surface-mount installation of the body
25. Snap-in mounting kit (NEW)





Bodies of FA-D fixtures have special niches for liquid-tight fittings. These avoid overlapping and allow placement of **FA-D** fixtures end to end.

FA-D housings are equipped with centering locks for easy row mounting and row alignment.

Tandem liquid-tight connectors can be supplied by GVA (optional).

For illumination of large facilities the luminaires are often arranged in continuous rows.

Master-Slave/Tandem wiring configurations can be used for long runs of FAD fixtures and remote ballast applications.

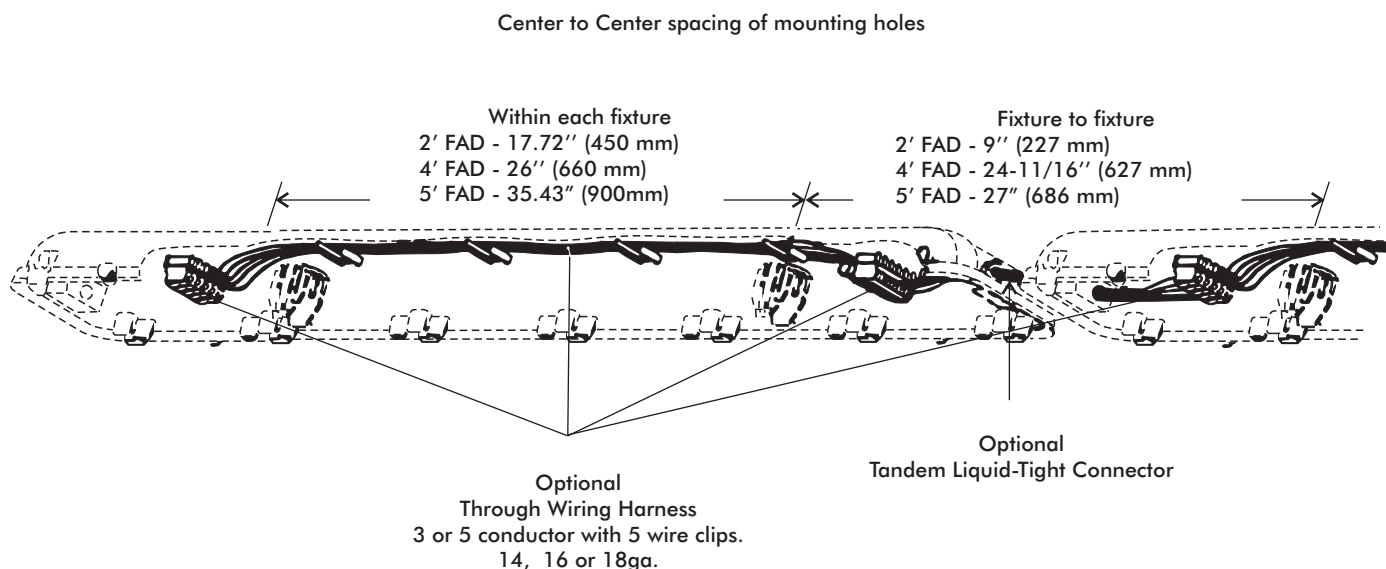
Master-Slave Wiring is connecting the electrical power to one fixture (Master) and the ballast of that one fixture controls the lamps inside the Master and other nearby similar fixture (Slave).

Unlike magnetic ballasts, electronic ballasts are limited in remote mounting distance from the lamp they operate. The factors limiting the distance from the electronic ballasts to the lamps are: open circuit voltage as opposed to operating voltage, operating frequency and the lamp operating current. Maximum distance between Master and Slave units is based on the general rule that Instant Start fixed light-output ballasts can be remoted up to 18'-20' using 18 AWG wire. There are a wide range and varying types of electronic ballast architectures that are capable of being remote mounted for an equally wide range of distances. If you are uncertain of the remote mounting restrictions for a particular electronic ballast please consult the ballast manufacturer or our factory.

Tandem or Continuous Row wiring is when two (or more) fixtures are attached together and the primary electrical connection is made into the first fixture but then internally wired to subsequent fixtures in the row. The fixtures act as a raceway for the power (usually described as "through wiring").

GVA offers as an option, a through wiring harness to simplify and reduce the on-site wiring requirement.

Mounting Dimensions of Tandem FA-D fixtures



Enclosure Type Designation

Enclosures serve the dual purpose of protecting personnel from incidental contact with the enclosed electrical equipment and protecting the enclosed equipment against specified environmental conditions. Enclosures are rated for use in specific environmental conditions by international and national standards organizations. The major international rating system uses the IEC Enclosure Classification Designation.

The IEC

Founded in 1906, the International Electrotechnical Commission (IEC) is the global organization that prepares and publishes international standards for all electrical, electronic and related technologies. The membership consists of more than 60 participating countries, including Canada and the USA. The central office of IEC is located in Geneva, Switzerland.


IEC web site www.iec.ch

International Standard IEC 60529

IEC International Standard 60529 "Degrees of protection provided by enclosures (IP Code)" describes a system for classifying the degree of protection by the IP Code.

IP Code

IP (International Protection) Code is a coding system to indicate the degree of protection provided by an enclosure against access to hazardous parts, ingress of solid foreign objects, ingress of water and to give additional information in connection with such protection. IP code is arranged in the following way:



Elements of the IP Code and their meaning

The first digit The protection class against the penetration of firm foreign Objects and hazardous touch by persons			The second digit The protection against ingress of water with harmful effects	
The first digit	Protection of equipment	Protection of persons	The second digit	Protection of equipment
0	non-protected	non-protected	0	non-protected
1	≥ 50 mm diameter	back of hand	1	vertically dripping
2	≥ 12,5 mm diameter	finger	2	dripping (15° tilted)
3	≥ 2,5 mm diameter	tool	3	spraying
4	≥ 1,0 mm diameter	wire	4	splashing
5	dust-protected	wire	5	jetting
6	dust-tight	wire	6	powerful jetting
			7	temporary immersion
			8	continuous immersion

Example: an enclosure with IP 67 Code:

- Totally protects persons against access to hazardous parts (tested with a wire of 1.0 mm diameter)
- Dust-tight enclosure, totally protects the equipment inside the enclosure against dust (tested by the talcum powder in suspension in a closed test chamber with underpressure)
- Waterproof enclosure, totally protects equipment inside the enclosure against water penetration (tested by completely immersing the enclosure in water tank for 30 minutes 1 m deep)

Note 1: The higher protection classification does not always takes precedence over the lower classification. For instance, IP67 rating does not mean that fixture is IP66 rated.

Note 2: IP rating will ONLY apply for properly installed equipment!

No material is resistant to all chemical influences. This is not really surprising because there are so many chemical influences. In fact, they fill whole volumes of resistance tables. Our chemical resistance table gives only a brief overview of some frequently occurring chemical influences. The information in the table applies subject to the following conditions.

The chemical substance listed in the table is a basic material and not part of a chemical compound.

The ambient temperature is 22°C

To be used as a guide only

Chemical reactions will occur more or less rapidly and intensively at higher or lower temperatures depending on the type and composition of the substances involved. We shall be happy to assist you if you have any questions or doubts about the resistance of any materials.

Chemical Resistance	PC (Polycarbonate)	PMMA (Acrylic)	Polyester
Chemical Material Investigated			
Accumulator acid (Battery)	✓	✓	✓
Acetic acid up to 30%	✓	⊗	✓
Acetic acid up to 5%	✓	⊗	✓
Acetone	⊗	⊗	⊗
Alcohol concentrated	⊗	⊗	⊗
Alcohol up to 30%	✓	✓	✓
Alcoholic Drinks	✓	✓	✓
Aluminum Sulphate	✓	✓	✓
Ammonia 25%	⊗	✓	⊗
Ammonia 5%	⊗	✓	✓
Aniline	⊗	⊗	⊗
Arsenic acid 20%	✓	✓	✓
Beer	✓	✓	✓
Benzene	⊗	⊗	⊗
Benzillic Alcohol	⊗	⊗	⊗
Benzol	⊗	⊗	⊗
Blood	✓	✓	✓
Bromine	✓	⊗	⊗
Calcium Chloride	✓	✓	✓
Calcium Nitrate	✓	✓	✓
Carbon dioxide	✓	✓	✓
Carbon monoxide	✓	✓	✓
Carbon tetrachloride	⊗	⊗	✓
Carbonic Acid	⊗	⊗	✓
Caustic Potash	⊗	✓	⊗
Caustic Soda solution 10%	⊗	✓	⊗
Caustic Soda solution 2%	⊗	✓	⊗
Cement	✓	✓	✓
Chloroform	⊗	⊗	⊗
Chlorphenol	⊗	⊗	⊗
Chromic Acid	✓	⊗	⊗
Citric Acid	✓	✓	✓
Common salt solution	✓	✓	✓
Cooper Sulfate	✓	✓	✓
Diesel oil, Crude oil	✓	✓	✓
Dioxane	⊗	⊗	✓
Ether (diethyl ether, ethyl ether)	⊗	⊗	⊗
Ethyl Acetate	⊗	⊗	⊗
Ethyl Alcohol	✓	⊗	✓
Ethylene Chloride	⊗	⊗	⊗
Food Oil and Fat	✓	✓	✓
Formic Acid 30%	⊗	⊗	✓
Gasoline	✓	✓	✓
Glycerine (Glycerol)	✓	✓	✓
Glycol (Ethylene Glycol)	✓	✓	✓
Glysantin (BASF Engine Coolant)	✓	✓	✓
Hexane	✓	✓	✓
Hydrobromic acid (Hydrogen Bromide)	⊗	⊗	⊗
Hydrocarbon	⊗	⊗	✓
Hydrocarbons Aliphatic	✓	⊗	⊗

Chemical Resistance	PC (Polycarbonate)	PMMA (Acrylic)	Polyester
Chemical Material Investigated			
Hydrocarbons Aromatic	⊘	⊘	✓
Hydrochloric acid above 20%	✓	✓	✓
Hydrochloric acid up to 20%	✓	✓	✓
Hydrogen peroxide above 30%	⊘	⊘	⊘
Hydrogen peroxide up to 30%	✓	✓	⊘
Iodine	⊘	✓	
Iron Chloride	✓	✓	✓
Isopropyl Alcohol	⊘	✓	
Ketones	⊘	⊘	⊘
Liquid Chlorine Vapours	⊘	⊘	⊘
Lysol	⊘	⊘	⊘
Manganese Sulphate	✓	✓	
Mercury	✓	✓	
Metal salts (Aqueous solution)	✓	✓	✓
Methanol (Methyl Alcohol, Wood Alcohol)	⊘	⊘	⊘
Methylene chloride	⊘	⊘	⊘
Milk of lime (Calcium Hydrate)	✓	✓	✓
Mineral Oil	⊘	✓	✓
Nitric acid above 20%	⊘	⊘	⊘
Nitric acid up to 20%	✓	✓	✓
Nitric acid up to 10%	✓	✓	✓
Oxygen	✓	✓	✓
Ozone	✓	✓	✓
Perchloric Acid 10%	✓	✓	✓
Petrol	✓	✓	✓
Petroleum	⊘	⊘	
Petroleum ether	⊘	✓	✓
Phenol (Carbonic Acid)	⊘	⊘	⊘
Potassium Permanganate	✓	✓	✓
Potassium Nitrate	✓	✓	✓
Potassium Bromide	✓	✓	✓
Pyridine	⊘	⊘	⊘
Sea Climate	✓	✓	✓
Sea-water	✓	✓	✓
Silicone Acid	✓	⊘	
Soap-suds	✓	✓	✓
Soda	✓	✓	✓
Sodium Chloride	⊘	✓	✓
Sodium Hydrate	⊘	✓	
Sodium Hydroxide	⊘	✓	⊘
Sodium Sulphate	✓	✓	✓
Sugar	✓	✓	✓
Sulphur	✓	✓	
Sulphuretted Hydrogen	✓	✓	✓
Sulphuric Acid above 70%	⊘	⊘	⊘
Sulphuric Acid up to 70%	✓	⊘	✓
Sulphuric Acid up to 50%	✓	✓	✓
Sulphuric Chloride	✓	✓	
Sulphurous Acid up to 5%	⊘	⊘	✓
Synthetic Detergents	✓	✓	✓
Toluene	⊘	⊘	⊘
Trichloro-Ethylene	⊘	⊘	✓
Turpentine	✓	✓	✓
Water up to 60° C	✓	✓	
Xylene	⊘	⊘	⊘
Zinc Sulphate	✓	✓	✓

✓ - Resistant

✓ - Resistant Within Limits

⊘ - Non Resistant

CREATING NEW BEAUTY FOR OUR HOME PLANET™



GVA Lighting, Inc.
3400 Ridgeway Drive, # 14
Mississauga, Ontario L5L 0A2, Canada
Phone: + 1 905 569 6044
Toll Free Phone (Canada and USA):
1 877 GVA LIGHT or 1 877 482 5448
Fax: + 1 905 569 9823
Email: info@gvalighting.com

gvalighting.com



© Copyright GVA Lighting, Inc. 2009