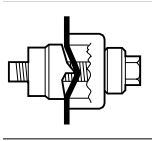
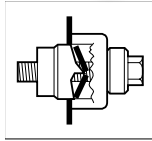


Slug-Buster® Knockout Punches 0.492" to 2.520"

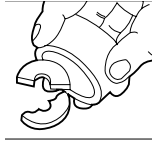
Holemaking



Unique Slug-Buster® punch design creases slug as the punch is drawn into the die.



Slug is split in half as punching operation is completed.



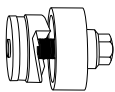
Split slugs fall free from the die and stud.

- The contractor's choice – worldwide.
- Unique punch profile also splits slugs for easier slug removal.
- Use with battery-powered, hydraulic, ratchet or manual drivers.
- Uses standard Greenlee dies and draw studs.
- Slug Buster® punches available in sizes up thru 2.52" (64.0 mm).
- U.S. Patent #4,543,722 for Slug-Buster®.

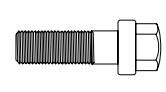
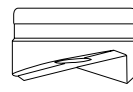
SPECIFICATIONS

Capacity	Mild steel up through 10 gauge (3.5 mm).
Application	Punch mild steel, aluminum, fiberglass and plastic.
Hole Sizes	Conduit Sizes- Hole size is outside diameter of US conduit sizes. i.e 1/2" conduit actually 7/8". Pg Sizes-European standard pipe sizes. ISO Sizes- International Standards Organization pipe sizes.
Operation	Battery, hydraulic, ratchet or manual drivers. When used with ratchet, hydraulic or battery drivers, buy the punch and die only; the draw stud is part of the driver kit.

PUNCH UNIT



REPLACEMENT PARTS



PUNCH UNIT INCLUDES		CONDUIT & PIPE SIZE	HOLE SIZE ACTUAL				CAPACITY MILD STEEL		WEIGHT		REPLACEMENT PUNCH		REPLACEMENT DIE		REPLACEMENT MANUAL DRAW STUD		
CAT. NO.	UPC NO.		Ø INCH	Ø mm	PG	ISO	GA.	mm	LBS.	g	CAT. NO.	UPC NO.	CAT. NO.	UPC NO.	CAT. NO.	UPC NO.	
06727	06727	—	0.492	12.5	7	12	16	1.5	0.3	137	06728	06728	06729	06729	1675AV	04218	
N 12356	12356	—	1/2	12.7	7	—	16	1.5	0.15	69	12360	12360	12358	12358	1675AV	04218	
N 12357	12357	—	9/16	14.3	—	—	16	1.5	0.16	73.5	12357	12357	12361	12361	1675AV	04218	
7211EBB-15.2	31989	—	0.598	15.2	9	—	14	2.0	0.3	137	31969	31969	32002	32002	00042	00042	
35177	35177	—	0.638	16.2	—	16	14	2.0	0.3	137	35163	35163	35162	35162	00042	00042	
N 12335	12335	—	11/16	17.5	—	—	14	2.0	0.3	177	12337	12337	12336	12336	00042	00042	
7211EBB-18.6	31990	—	0.732	18.6	11	—	14	2.0	0.3	137	31970	31970	32003	32003	00042	00042	
N 12307	12307	—	3/4	19.1	—	—	14	2.0	0.4	183	12306	12306	12305	12305	00042	00042	
7211EBB-20.4	31991	—	0.803	20.4	13	20	14	2.0	0.3	137	31971	31971	32004	32004	00042	00042	
7211BB-1/2	31962	1/2"	7/8	0.885	22.5	16	—	10	3.5	0.3	137	721-1/2	31756	14722	14722	00042	00042
N 12338	12338	—	15/16	23.8	—	—	14	2.0	0.5	253	12340	12340	12339	12339	00042	00042	
◇	◇	1/2"	7/8	0.885	22.5	16	—	10	3.5	—	721-1/2P◇	01980	14722P◇	01992	00042P	06678	
35178	35178	—	1	1.000	25.4	—	25	14	2.0	0.5	35165	35165	35164	35164	00042P	06678	
12341	12341	—	1-1/16	27	—	—	14	2.0	0.6	261	12343	12343	12342	12342	00042	00042	
7211BB-3/4	31963	3/4"	1.115	28.3	—	—	10	3.5	0.8	363	721-3/4	31757	124AV	06972	249AVBB	04040	
◇	◇	3/4"	1.115	28.3	—	—	10	3.5	—	—	721-3/4P◇	01981	124AVP◇	01993	249AVBBP◇	01987	
7211EBB-28.3	31993	—	1.115	28.3	21	—	14	2.0	0.5	227	31973	32006	32006	32006	00042	00042	
60246	60246	—	1-7/32	1.210	30.5	—	10	3.5	0.6	273	60237	60237	36278	36278	249AVBB	04040	
36508	36508	—	1-7/32	1.210	30.5	—	14	2.0	0.6	273	36284	36284	36279	36279	00042	00042	
N 12308	12308	—	1-1/4	31.8	—	—	16	1.5	0.7	326.5	12309	12309	12310	12310	00042	00042	
35179	35179	—	1.280	32.5	—	32	10	3.5	0.8	363	35169	35169	35168	35168	249AVBB	04040	
N 12344	12344	—	1-5/16	33.4	—	—	16	1.5	0.7	345	12346	12346	12345	12345	00042	00042	
7211BB-1	31964	1"	1.362	34.6	—	—	10	3.5	1	454	721-1	31758	126AV	04011	249AVBB	04040	
N 12304	12304	—	1-3/8	34.9	—	—	10	3.0	1.1	507.5	12303	12303	12302	12302	04040	04040	
◇	◇	1"	1.362	34.6	10	—	10	3.5	—	—	721-1P◇	01982	126AVP◇	01994	249AVBBP◇	01987	
7211EBB-37	31995	—	1.457	37.0	29	—	10	3.5	1.2	545	31975	31975	32008	32008	249AVBB	04040	
N 12313	12313	—	1-1/2	38.1	—	—	10	3.0	1.2	559	12312	12312	12311	12311	04040	04040	
35180	35180	—	1.595	40.5	—	40	10	3.5	1.2	545	35158	35158	35159	35159	249AVBB	04040	
N 12347	12347	—	1-5/8	41.3	—	—	10	3.0	1.3	610.25	12349	12349	12348	12348	04040	04040	
7211BB-1-1/4	31965	1-1/4"	1.701	43.2	—	—	10	3.5	1.3	590	721-1-1/4	31759	128AV	04013	249AVBB	04040	
N 12316	12316	—	1-3/4	44.5	—	—	10	3.0	1.4	661.5	12315	12315	12314	12314	04040	04040	
◇	◇	1-1/4"	1.701	43.2	—	—	10	3.5	—	—	721-1-1/4P◇	01983	128AVP◇	01995	249AVBBP◇	01987	
7211EBB-47	31996	—	1.850	47.0	36	—	10	3.5	1.9	862	31976	31976	32009	32009	304AVBB	04042	
N 12350	12350	—	1-7/8	47.6	—	—	10	3.0	1.8	853.5	12354	12354	12352	12352	04042	04042	
7211BB-1-1/2	31966	1-1/2"	1.951	49.6	—	—	10	3.5	2.1	953	721-1-1/2	31760	440AV	04061	304AVBB	04042	
◇	◇	1-1/2"	1.951	49.6	—	—	10	3.5	—	—	721-1-1/2P◇	01984	440AVP◇	01996	304AVBBP◇	01988	
35181	35181	—	2	2.000	50.8	—	50	10	3.5	2.3	1043	35160	35160	35161	35161	304AVBB	04042
36171	36171	—	2-1/8	2.125	54.0	42	—	10	3.5	2.5	1134	36172	36172	36173	36173	304AVBB	04042
N 12351	12351	—	2-1/4	57.2	—	—	10	3.0	2.9	1336	12355	12355	12353	12353	04042	04042	
7211EBB-60	31998	—	2.362	60.0	48	—	10	3.5	2.8	1270	31978	31978	32011	32011	304AVBB	04042	
7211BB-2	31967	2"	2-3/8	2.416	61.5	—	10	3.5	3.2	1452	721-2	31761	442AV	04063	304AVBB	04042	
◇	◇	2"	2-3/8	2.416	61.5	—	10	3.5	—	—	721-2P◇	01985	442AVP◇	01997	304AVBBP◇	01988	
35182	35182	—	2.520	64.0	—	63	10	3.5	3.4	1542	35167	35167	35166	35166	304AVBB	04042	

◇ Individually Packaged in Point of Purchase clamshell for display opportunities

R = REPLACEMENT PART **A** = ACCESSORY **N** = NEW PRODUCT

International Tel: +1.815.397.7070
Fax: +1.815.397.9247

Canada Tel: 800.435.0786
Fax: 800.524.2853

USA Tel: 800.435.0786
Fax: 800.451.2632