


 *mpresario* 1200
CONVECTAIR



A CAMPA PRODUCT

CAMPA

TOWEL WARMER

***Warm and beautiful
beyond your dreams.***

■ A pure design,
contemporary colours,
a shimmer that reflects
your decor, incomparable
technology, intelligent
controls—you never
dreamed a towel warmer
could be this good.


The shock-resistant
tempered glass facade
radiates perceptible heat, as
if casting the sun's rays.

The fan placed at the
bottom of the heater
provides intense, on-
demand heat for the entire
bathroom.



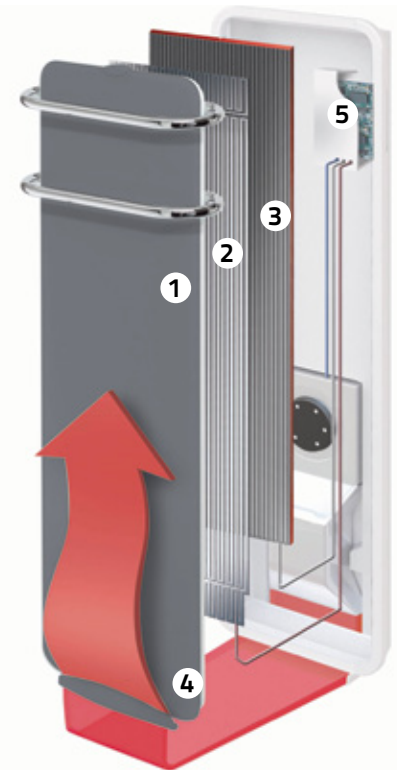
The next
best thing
to human
warmth

CAMPA : A line of exclusive products that combine technology,
design and performance, entirely developed and produced in France.



IMPRESARIO 1200

BATHROOM



HEATING ELEMENTS

- Total capacity** 1 200 W
- Radiant heat** - Radiant front panel (1) with integrated surface element (2).
- Internal high-efficiency aluminum radiant element (3).
- Fan-forced heat on demand** (4) Low-thermal-mass heating element (600 W) combined with low-pressure centrifugal blower.
- Thermal protection – Radiant** - Automatic reset overheat protection.
- Fan-forced heat** - Resettable overheat protection. Reset by turning heater off.

TEMPERATURE CONTROL [5]

- An intelligent system that manages both radiant heating elements, for maximum comfort.
- Timer** 0-120 minutes for quick heating.
- Programmer** Control panel designed to accept the 7392 Programmer module. Compatible with the Programmer System - Pilot wire.

CONTROL PANEL

- Location** Located on the right side of the unit.
- LCD display** screen.
- Knob 1** Timer control (0-120 minutes)
- Knob 2** Temperature adjustment
- Indicator light 1** Saturated filter warning indicator light
- Indicator light 2** Heating indicator light
- Switch 1** On/Off
- Switch 2** Room temperature ventilation control

CABINET

- Front Panel** shock-resistant tempered glass; two (2) towel bars included.
- Steel construction** with polyester/epoxy anti-rust powder coating.
- Filter** Easy-to-clean, removable rear-mounted lint filter.
- Colours** - Standard: BCC = White Lily; SEP = Astrakan Black; MIR= Mirror
- On request: BLE= Atoll Blue; GRI= Grey Quartz; BLO= Deep Blue; BEI=Ivory Lacquer

PRODUCT CHART

MODEL	Catalog N°	Colour	Power 220-240 V	Height		Width		Thickness		Weight	
				cm	in	cm	in	cm	in	kg	lb
Impresario 1200	7625-C12	Standard or on request	600-1200 W	120	47 ^{1/4}	35.6	13 ^{7/8}	11.4	4 ^{3/8}	18.2	40
				With bars		40.6	16	18	7		

INSTALLATION AND CONNECTION

- Installation height** 8 in (20 cm).
- Clearances**
- Front:** 20 in (50 cm)
- Sides:** 6 in (15 cm)
- Above:** 6 in (15 cm)

Installation Quick-mounted surface installation with screw-in bracket.

Connection 240-V unit: Flexible cord connection. Installation requires 2 in X 3 in wall box (not included).

Note 3-conductor cable or 2-conductor cable with a third wire should be used if unit is to be linked with the Convectair Programmer module (7392 FP).

For guaranteed, dependable operation, we recommend that all units be installed by a licensed electrical contractor. Consult convectair.com to find the most recent installation instructions for our heaters.

WARRANTY

- 2 years against all manufacturing defects†
- 5 years on heating elements

† Unless otherwise indicate

In keeping with our ongoing commitment to research and development, we reserve the right to change product specifications without notice.

IMPRESARIO.CONVECTAIR.COM

1 800 463-6478

Fax: 1 877 434-3166 (toll-free)
E-mail: support@convectair.ca
30, Carré Sicard, Sainte-Thérèse (Québec) J7E 3X6 Canada

Disponible en français

