

M4/6 screw clamp terminal blocks

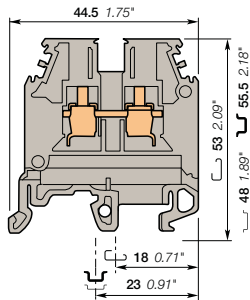
Feed-through - 6 mm 0.236 in spacing



2



M4/6



6 mm 0.236 in spacing

Description

- Flexibility: snap onto symmetrical and asymmetrical rails,
- Many colors are available in addition to our generic grey, to help you quickly identify any of specific functions.


Ordering details

Description	Color	Type	Order code	Pkg qty	Weight (1 pce) g
Feed-through	Grey	M4/6	1SNA115116R0700	50	8.20
	Blue	M4/6.N	1SNA125116R0100	50	8.20
	Orange	M4/6	1SNA105002R2000	50	8.20
	Yellow	M4/6	1SNA105116R1600	50	8.20
	Green	M4/6	1SNA105001R2700	50	8.20
	Red	M4/6	1SNA105032R1500	50	8.20
	Purple	M4/6	1SNA206404R0500	50	8.20
	Brown	M4/6	1SNA105209R1400	50	8.20
	White	M4/6	1SNA105051R2000	50	8.20
	Black	M4/6	1SNA105031R1400	50	8.20
	Beige	M4/6	1SNA195116R0000	50	8.20

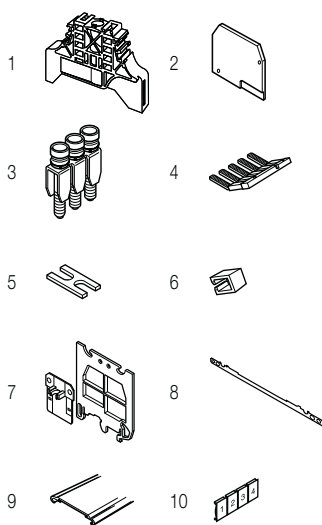
Main technical data

Connecting capacity		IEC	UL	CSA	Mounting instructions	
1 conductor per clamp	Rigid - Solid / Stranded	0.2-4 mm ²	22-10 AWG	24-10 AWG	Rail	G32, TH 35-7.5, TH 35-15
	Flexible with insulated ferrule	0.22-4 mm ²			Wire stripping length	9.5 mm 0.37 in
	Gauge	A4			Tool	Flat screwdriver Ø 4 mm Ø 0.157 in
Rated current / Rated cross section		32 A / 4 mm ²	30 A / 10 AWG	30 A / 10 AWG	Torque	0.5 - 0.8 N.m 4.4 - 7.1 lb.in
Rated short-time withstand current (1s)		480 A				
Rated voltage		1000 V	600 V	600 V		
Impulse withstand voltage		8000 V				
Protection		IP20	NEMA 1			

The connecting capacity data for one Rigid - Solid / Stranded - Flexible conductor (when applicable) is a mandatory information required by IEC, UL and CSA standards. All other data are provided as supplementary information only. For more details, please consult our CB, UL or CSA certificates and technical datasheet available on <http://www.abb.com>



Accessories



Description	Color	Type	Order code	Pkg qty	Weight (1 pce) g	
1 End stops	Grey	BAM2	1SNA206351R1600	50	12.00	
		BADL	1SNA399903R0200	50	4.70	
2 End sections	Grey	FEM6	1SNA118368R1600	20	2.40	
3 Jumper bars	Grey	2 poles	BJM6-2	1SNA176663R0000	10	4.40
		3 poles	BJM6-3	1SNA176664R0100	10	6.70
		4 poles	BJM6-4	1SNA176665R0200	10	8.90
		5 poles	BJM6-5	1SNA176666R0300	10	11.20
		10 poles	BJM6-10	1SNA176667R0400	10	22.40
4 Lateral jumper bars	Grey	2 poles	PC6-2	1SNA113546R1400	10	2.00
		10 poles	PC6-10	1SNA113548R2600	10	8.00
5 Cross spacing jumpers	Grey	5 mm 0.200 in - 6 mm 0.236 in - 8 mm 0.315 in	EL6	1SNA173627R2100	10	0.10
		Universal screw jumper bar kit N°I	BJDP1	1SNA179623R0300	10	7.00
		Universal screw jumper bar kit N°III	BJDP3	1SNA179625R0500	10	5.00
6 Insulating tips		For lateral jumper bars type PC...	EIP	1SNA113550R2400	10	
7 Circuit separators	Grey	0 mm	SCM6	1SNA113003R1000	10	0.30
		3 mm	SCF6	1SNA118707R0300	20	
8 Shield connectors			CBM5	1SNA118745R1400	50	
9 Protecting covers	Transparent	Length 500 mm 19.70 in	CPM	1SNA187312R1400	1	
10 Terminal block markers	White	Blank card	RC610	1SNA233000R0100	1	7.50

Complete list of accessories is indicated in the terminal block datasheet. Some accessories such as jumper bars may modify the terminal block's ratings: complete information in the accessories catalogue pages.

Ground screw clamp terminal blocks

Description	Color	Type	Order code	Pkg qty	Weight (1 pce) g	
Ground	Green-yellow	Profile aligned with M4/6...	M4/6.P	1SNA165113R1600	50	21.00

All the technical data for UL/CSA standard and dimensions in inches are in italic. Technical data valid for copper conductors only.