


# Hermetically Sealed Relay MY4H

## Hermetically Sealed Relay Ideal for Hazardous Locations

- Class 1 Division 2 approved.
- Fully hermetically sealed for hazardous locations.
- Cadmium-free contacts for environment-friendly use.
- Models with bifurcated contact also available.
- UL recognized / CSA certified.



## Ordering Information

Type	Contact form	Model
		Plug-in socket/solder terminals
Hermetically sealed	4PDT	MY4H-US
	4PDT (bifurcated)	MY4ZH-US

### Model Number Legend:

MY          -    -     
1 2 3 4 5

**1. Number of Poles**

4: 4 poles

**2. Contact**

Blank: Single

Z: Bifurcated

**3. Enclosure ratings**

H: Hermetically sealed

**4. Approval**

US: Class 1 Division 2 approval

**5. Rated voltage**

DC12, DC24, AC24, AC110/120

## Specifications

### Ratings

#### Coil

Rated voltage (V)		Rated current (mA)		Coil resistance (Ω)	Must operate voltage	Must release voltage	Max. voltage	Power consumption	
		50 Hz	60 Hz						
DC	12	75		160	80% max.	10% min.	110%	900 mW	
	24	36.9		650					
AC	110/120	9.9/10.8	8.4/9.2	4,430		30% min.			0.9-1.1 VA (60 Hz)
	24	53.8	46	180					

## Contact Ratings

Contact material		Ag alloy
Rated load	Resistive p.f.=1	110 VAC, 3 A 24 VDC, 3A
	Inductive p.f.=0.4 L/R-7 ms	110 VAC, 0.8 A 24 VDC, 1.5 A
Rated carry current		3 A
Max. switching voltage		125 VAC, 125 VDC
Max. switching current		3 A
Max. switching power		330 VA 72 W

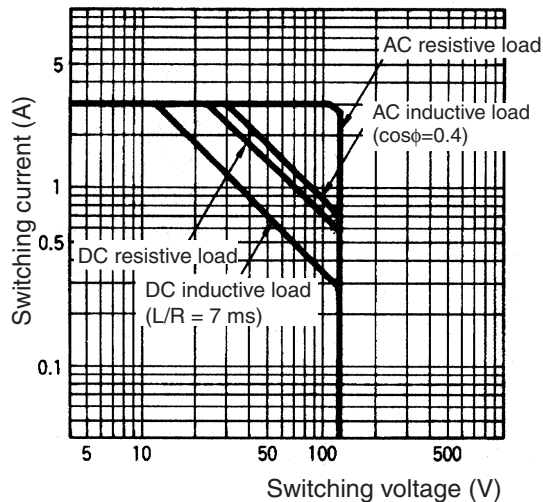
## ■ Characteristics

Contact resistance		50 mΩ max.
Operate time		20 ms max.
Release time		20 ms max.
Max. operating frequency	Mechanical	18,000 operations/hr
	Electrical	1,800 operations/hr (under rated load)
Insulation resistance		100 MΩ min. (at 500 VDC)
Dielectric strength		1,000 VAC, 1 min between coil and contacts 1,000 VAC, 1 min between contacts of different polarity 700 VAC, 1 min between contacts of same polarity
Vibration resistance	Destruction	10 to 55 Hz, 1.0 mm double amplitude
	Malfunction	10 to 55 Hz, 1.0 mm double amplitude
Shock resistance	Destruction	1,000 m/s <sup>2</sup>
	Malfunction	When energized: 200 m/s <sup>2</sup> When not energized: 200 m/s <sup>2</sup>
Endurance		Mechanical: 5,000,000 operations Electrical: 50,000 operations
Ambient temperature	Operating	-25 to 60°C
	Storage	-25 to 60°C
Ambient humidity		5% to 85%
Weight		Approx. 50 g

## ■ Characteristic Data

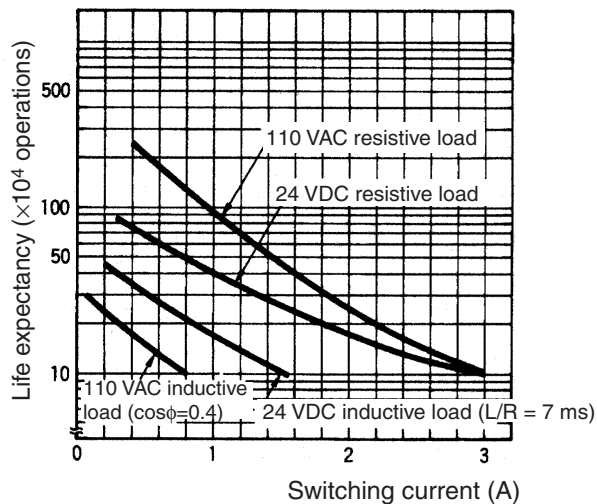
### Maximum Switching Power

MY4(Z)H



### Endurance

MY4ZH



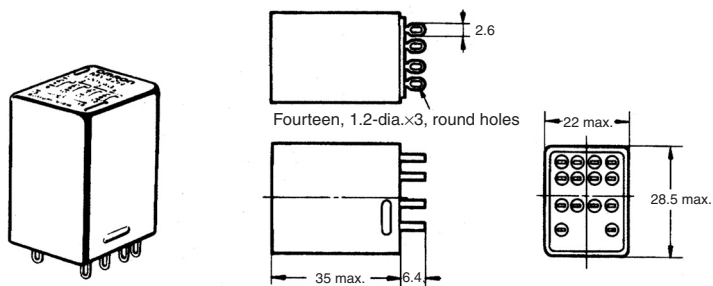
Note: The endurance is for bifurcated contact models.

## Dimensions

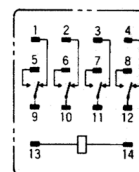
Unit: mm

### ■ Solder Terminal Models

MY4(Z)H



#### Terminal Arrangement/ Internal Connections (BOTTOM VIEW)




(There is no coil polarity.)

## ■ Socket

### Track-mounted Socket Conforming to Class 1 Division 2

- Special Socket with Class 1 Division 2 approval.
- Holding clips contribute to safety by preventing the Relay falling out of the Socket due to vibration.



### Ordering Information

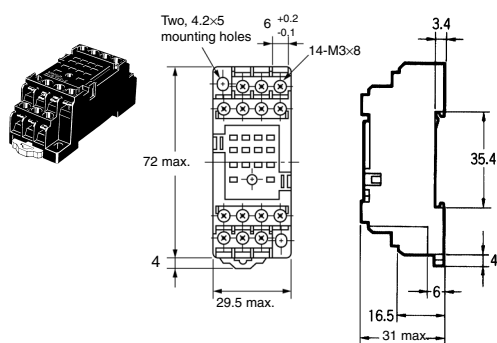
Item	Pole	Model
Track-mounted socket	4	PYF14A-E

- Note:**
1. Class 1 Division 2 approval is obtained for use with the MY4ZH Relay.
  2. PYC-A1 hold-down clips are not included, but are recommended. (Clips are packaged 2 per set)

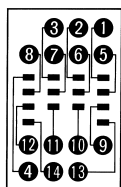
### Dimensions

Unit: mm

#### PYF14A-E

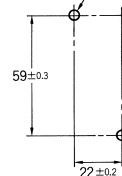


Terminal Arrangement/  
Internal Connections  
(Top View)



Mounting Holes

Two, M3, M4, or 4.5-dia holes



(TOP VIEW)

**Note:** Track mounting is also possible.

A large grid of 20 columns and 30 rows of small squares, intended for taking notes. The grid is composed of thin, light gray lines forming a uniform pattern of squares across the page.

All sales are subject to Omron Electronic Components LLC standard terms and conditions of sale, which can be found at [http://www.components.omron.com/components/web/webfiles.nsf/sales\\_terms.html](http://www.components.omron.com/components/web/webfiles.nsf/sales_terms.html)

**ALL DIMENSIONS SHOWN ARE IN MILLIMETERS.**

To convert millimeters into inches, multiply by 0.03937. To convert grams into ounces, multiply by 0.03527.

---

**OMRON**<sup>®</sup>

**OMRON ELECTRONIC  
COMPONENTS LLC**

55 E. Commerce Drive, Suite B  
Schaumburg, IL 60173

**847-882-2288**

**OMRON ON-LINE**

Global - <http://www.omron.com>

USA - <http://www.components.omron.com>

Cat. No. X301-E-1b

09/11

Specifications subject to change without notice

Printed in USA

# Mouser Electronics

Authorized Distributor

Click to View Pricing, Inventory, Delivery & Lifecycle Information:

Omron:

[PYF14A-E](#) [PYF14A-E-US](#)