


**PHILIPS**  
**Day-Brite**  
**CFI**

Industrial

Vaporlume LED V2

Specification Industrial,  
8' 10,200 or 14,000lm



Project: \_\_\_\_\_  
 Location: \_\_\_\_\_  
 Cat.No: \_\_\_\_\_  
 Type: \_\_\_\_\_  
 Lamps: \_\_\_\_\_ Qty: \_\_\_\_\_  
 Notes: \_\_\_\_\_

The Philips Day-Brite / Philips CFI Vaporlume LED Specification Industrial V2 is designed for both indoor and outdoor applications. It is designed with an LED light source, enabling it to easily replace fluorescent sources due to its reliable performance in cold conditions with the added benefit of energy savings.

**Ordering guide**

**Example: V2WAE51L840-8-UNV-MD360W**

Family	Listing	Lens	Hubs Installed	Source <sup>4</sup>	Color	Length	Voltage	Dimming	Options
<b>V2</b>	<b>W</b>		<b>E</b>						
V2 Fiberglass Specification Industrial	<b>W</b> Wet Location	<b>A</b> DR Acrylic <b>P</b> Polycarbonate <b>L</b> Enhanced LED Acrylic	<b>E</b> Ends only	<b>51L</b> 10,200 nominal lumens (25°C ambient) <b>51LH</b> 10,200 nominal lumens (40°C ambient) <b>70L</b> 14,000 nominal lumens (25°C ambient)	<b>850</b> 80 CRI, 5000K <b>840</b> 80 CRI, 4000K <b>835</b> 80 CRI, 3500K	<b>8</b> 8'	<b>UNV</b> Universal Voltage, 120-277 volt <b>347<sup>1</sup></b> 347 volt	<b>blank</b> 0-10v <b>SDIM<sup>3</sup></b> 100/40 step dim	<b>MD360W</b> Wet location occupancy sensor, external <b>WHP</b> Wide Beam Optic <b>EMLED<sup>2</sup></b> Integral Emergency <b>IP67</b> Protection against effect of immersion

1 All 347V models available only for (-20°C to 25°C) ambient. 347V not available for use with 51LH or SDIM options.  
 2 EMLED option not available on 347V models. 51L is fully illuminated, and 70L is half illuminated to 1100lm nominal.  
 3 SDIM option not available on 51LH and 70L.  
 4 Nominal lumen option codes are for 4' fixture. Double for 8' tandem.

**Accessories (order separately)**

- **TBK** – Stainless Steel Top Bracket Kit (pair of brackets plus hardware)
- **EBK** – Stainless Steel End Bracket Kit (pair of brackets plus hardware)
- **WBK** – Stainless Steel Wraparound Bracket Kit (pair of brackets)
- **FKR-126** – Chain Hanger Set (requires TBK)



# V2 Vaporlume LED Specification Industrial

8', 10,200 or 14,000lm

## Application

- Ideally suited for use in refrigerated cold storage, industrial, parking garage, and canopy applications.
- Acceptable for outdoor as well as indoor installations.
- Can be surface (wall/ceiling) or suspended mounted unless otherwise specified.
- Wet Location – Areas of high humidity, water vapor, rain, incidental water spray, or other non-corrosive or nonflammable liquid.
- Excellent for applications such as garages, stairwells, storage areas, horizontal shelf-mount refrigerated cases, and cold storage.
- Mounting brackets available, order separately.
- IP65 rating standard. IP67 configuration available.
- LED sources provide excellent low temperature performance. This product can replace a fluorescent model in cold environments with significant energy savings.
- 51LH model listed for use in -35°C to 40°C ambient. 50,000 hour L70 lumen maintenance.
- 51L/70L models listed for use in -20°C to 25°C ambient. L70 lumen maintenance is 100,000 hours for 51L model, and 50,000 hours for 70L.
- NSF Certified for Non-Food Zone Installations.
- EMLED 1100lm nominal in DC mode
- WHP wide optic is an acrylic lens factory installed on the LED arrays, provides compliance to DLC requirements for parking garage luminaires
- Vaporlume LED luminaires are Designlights Consortium qualified. Please see the DLC QPL list for exact catalog numbers (<http://www.designlights.org/QPL>).

## Construction/Finish

- Non-conductive, non-corrosive housing.
- Smooth exterior surface for easy cleaning.
- White one piece, molded fiberglass reinforced polyester body. No rusting, no oxidation, and no corrosion.
- Standard acrylic lens (A) is stippled sheet of .130" nominal thickness.
- Optional LED lens (L) designed specifically to further reduce pixilated glare from LED's. Linear rib profile.
- Optional polycarbonate lens (P) will not be yellowed by LED sources because they do not produce UV.
- Continuous compressible closed cell gasket provides tight seal between plastic enclosure and luminaire body.
- Stainless steel cam action latches.
- Lighting channel painted after fabrication with polyester powder coating.
- Two gasketed threaded (½" trade size) wet location hubs installed on ends.

## Electrical

- High efficiency LEDs provide up to 100,000 hour rated life (L70, defined as 70% lumen maintenance @ rated maximum ambient).
- Dimming to 5% on 0–10V controls standard. Step dim (SDIM) option available, 100/40% levels.
- Driver and LED boards are accessible from below. LED boards are individually replaceable if required.
- Combinations are available providing as much as 121 delivered lumens per Watt.
- Nominal lumen packages are 10,200 and 14,000 nominal, providing flexibility to optimize light levels for a specific application.
- LED sources provide full illumination in low temperature applications, unlike fluorescent sources that provide reduced light levels in very cold environments.
- LED sources can be frequently switched with no negative impact on life.
- Minimum 80 CRI provides smooth color rendering that rivals or exceeds performance of fluorescent lamps.

- Light output from the luminaire contains no infrared or ultraviolet energy, so the light won't heat or fade the objects being lit.
- Available motion sensor further increases energy savings in areas where occupancy is not continuous.

## Labels

cETLus listed to UL 1598. Suitable for use in wet locations.

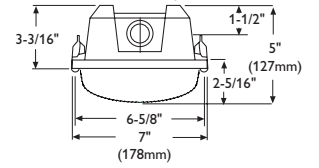
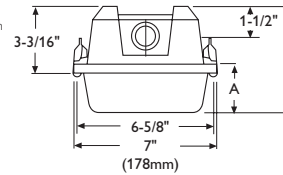
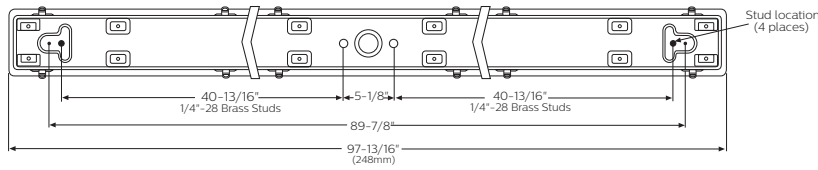
Five year luminaire limited warranty including LED boards and driver.

Certain luminaire components may be adversely affected by contaminants. If sulfur, chlorine, or petroleum based solutions, or other contaminants will be in the area of operation, please consult factory as damage caused by these contaminants are not covered under our limited warranty.

# V2 Vaporlume LED Specification Industrial

8', 10,200 or 14,000lm

## Dimensions



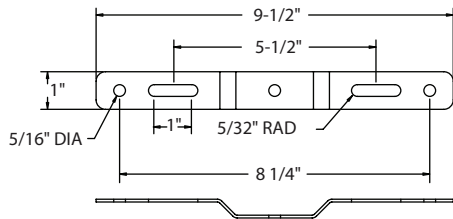
Shallow acrylic (A) and polycarbonate (P) lens

Enhanced LED acrylic lens (L)

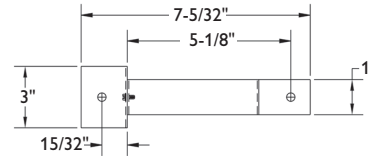
	Acrylic	Polycarbonate
A	2 1/8"	3"
B	5 3/16"	6 1/16"

## Mounting Brackets

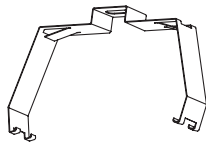
TBK - Top Mounting Bracket



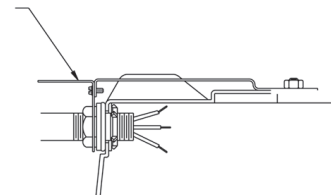
EBK - End Mounting Bracket



WBK - Wraparound Mounting Bracket



EBK - End Mounting Bracket



# V2 Vaporlume LED Specification Industrial

8', 10,200 or 14,000lm

## Energy Data

Model	Initial Delivered Lumens @ 25°C Ambient	Input Power	Lumens per Watt	Application notes
V2WAE51L840-8-UNV	10,790	89W	121 LPW	• Equivalent to high ballast factor 2 lamp tandem F32T8 at room temperature, 15% energy savings.
V2WAE70L840-8-UNV	14,660	130W	113 LPW	• Equivalent to 3 lamp tandem F32T8 at room temperature, 30% energy savings.

© 2014 Koninklijke Philips N.V. All rights reserved.  
Philips reserves the right to make changes in specifications and/or to discontinue any product at any time without notice or obligation and will not be liable for any consequences resulting from the use of this publication.  
[philips.com/luminaires](http://philips.com/luminaires)



Philips Lighting North America Corporation  
200 Franklin Square Drive, Somerset, NJ 08873  
Tel. 855-486-2216

Imported by: Philips Lighting  
A division of Philips Electronics Ltd.  
281 Hillmount Rd, Markham, ON, Canada L6C 2S3  
Tel. 800-668-9008