



3" ROUND SLIM LED

- ▶ **1" THICK LED FIXTURE WITH HIGHER BRIGHTNESS**
- ▶ **FOR NEW CONSTRUCTION – INSULATED AND DROPPED CEILINGS**

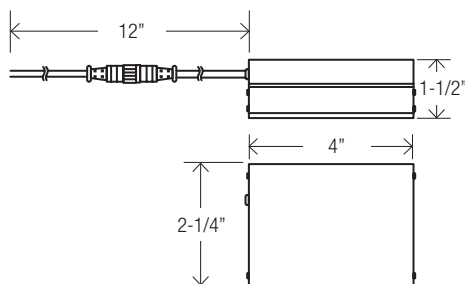
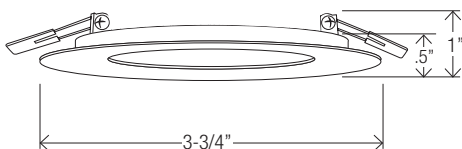
| INPUT VOLT. | INPUT FREQ. | THD | POWER FACTOR | INPUT POWER | LUMENS |
|------------------------|-------------|------|--------------|-------------|--------|
| 120 | 60Hz | <20% | >0.95 | 7W(+/-5%) | 550L |
| 277-347 (Non-dimmable) | 60Hz | <20% | >0.95 | 7W(+/-5%) | 550L |

▶ FEATURES

Round 3" fixtures with integral LEDs. Isolated external driver factory installed inside junction box. One driver for every fixture required. PF>0.95. Maximum number of fixtures per standard 150W LED dimmer: 12

- ▶ Dimmable
- ▶ Type IC Rated – Approved for Direct Contact with Insulation
- ▶ Air-tight and wet location approved
- ▶ Pot Light Housing is NOT Required even for Insulated Ceilings
- ▶ Fast and Easy to Install in Limited Space Locations
- ▶ External Driver Factory Mounted Inside Connection Box - 120V or 277V-347V
- ▶ New Construction Rough-In Plates and Jumper Cables Available
- ▶ Available in 4 Color Temperatures (2700K, 3000K, 3500K and 4000K)
- ▶ 50,000 Hours Life; 5 Year Warranty

DIMENSION



(CUT OUT: 3")

TECHNICAL SPECIFICATIONS

- ▶ **WATTAGES:** 7W
- ▶ **OUTPUT:** Default Driver Voltage: 120V AC 60 Hz (Dimmable)
Optional Driver Voltage: 277V-347V AC 60 Hz (Non-Dimmable)
- ▶ **OPTICS:** 120°
- ▶ **AMBIENT TEMPERATURE:** -40°F (-40°C) to +104°F (+40°C)


ACCESSORIES



RL-ACC-SLIM-1-10F
10-ft long extension



RL-ACC-SLIM-1-20F
20-ft long extension



RL-ACC-SLIM-3-ROUGHPLATE

EXAMPLE: **RL375-550L-DIMTR-120-30K-90-WH**

INSTALLATION

- Cut hole in ceiling and snap fixture in opening with attached spring clips. Space in ceiling needed for the driver to fit through the ceiling height – 2".



| TYPE | LUMEN | CCT | FINISH | ACCESSORIES |
|-------|---|--|--|---|
| RL375 | <input type="checkbox"/> 550L-DIMTR-120 <input type="checkbox"/> 550L-277-347 (Non-Dimmable) | <input type="checkbox"/> 27K <input type="checkbox"/> 30K <input type="checkbox"/> 35K <input type="checkbox"/> 40K | <input type="checkbox"/> WH (White) <input type="checkbox"/> BK (Black) <input type="checkbox"/> SN (Satin Nickel) | <input type="checkbox"/> RL-ACC-SLIM-1-10F <input type="checkbox"/> RL-ACC-SLIM-1-20F <input type="checkbox"/> RL-ACC-SLIM-3-Roughplate |

LED
3"

3 INCH LED RETROFIT MODULE