

Date: _____
 In hands date of project: _____
 Project name/Number: _____
 Name of distributor: _____
 Client #: _____
 Name of end user: _____



ORDERING INFORMATION

Order code: 64844
 Description: LKAN/65W/40K/347V/BRZ/CL/STD
 UPC: 69549648449
 Case quantity: 1
 Luminaire description: LED Garage & Canopy Luminaire

FEATURES AND SPECIFICATIONS

Lens type: Clear Polycarbonate optical lens with heat resistance
Applications: Designed for commercial and garage and canopy applications. General area lighting for security
Comparable Traditional Light Source: Energy efficient design with reduced energy consumption over HID and fluorescent designs
Reduction in Power Consumption over Traditional Light Source: up to 63% compared to HID
Light Distribution Custom designed optics are developed specifically for parking structure lighting (Type V distribution)
Environment Wet Location (IP65)
Heat Sinks Driver and LED modules designed with independent heat sinking components to ensure longer life.
Mounting Surface or pendant
Warranty Limited 5 years warranty
DLC Standard



CAN ICES-005 (A) / NMB-005 (A) This lighting equipment complies with Canadian standard ICES-005; for use in commercial applications.

FIXTURE PERFORMANCE

Volts (V): 347
 Frequency (hz): 50/60
 Watts (W): 65
 Color temperature (K): 4 000
 CRI: 70
 Average life (hrs): 50 000
 L70 lumen maintenance (hrs): 33 000
 L90 lumen maintenance (hrs): 31 000
 Lumens (lm): 6 550
 Efficacy (LPW): 100
 Beam angle (°): 160
 Dimmable: 0-10 V
 Input Current (Ma): 200

POWER FACTOR (PF)

>0.9

TOTAL HARMONIC DISTORTION (THD)

Max. 20 %

AMBIENT OPERATING TEMPERATURES

-40~40 °C

SURGE PROTECTION

2 KV

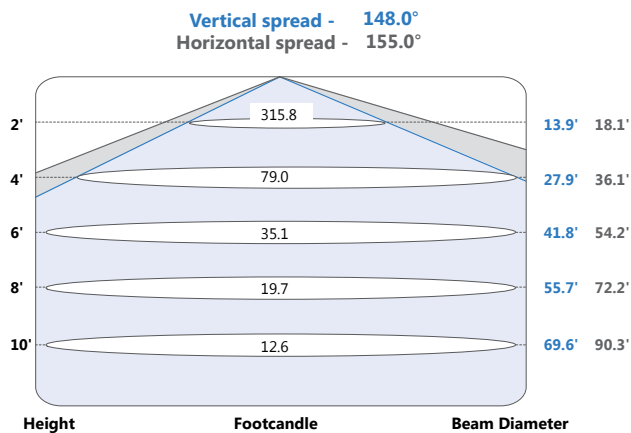
The attached data is provided to assist users in making lighting decisions based on various assumptions, factors and methods. Resources and efforts have been put in place to account for the data and the development of this tool however STANDARD does not warrant or guarantee that the results obtained will be accurate under actual use conditions. A lighting layout is recommend to ensure the proper light levels are attained to satisfy the demand of the application
 Data is based upon tests performed in a controlled environment and representative of relative performance.
 Actual performance can vary depending on operating conditions. Specifications are subject to change without notice.

STANDARD

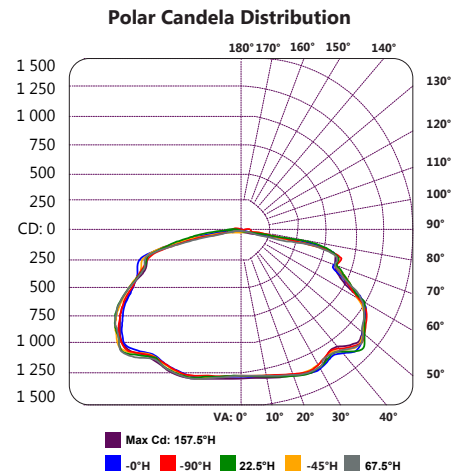
ORDERING INFORMATION

Order code: 64844
 Description: LCAN/65W/40K/347V/BRZ/CL/STD
 UPC: 69549648449
 Case quantity: 1
 Luminaire description: LED Garage & Canopy Luminaire

PHOTOMETRICS - BEAM SPREAD*



PHOTOMETRICS - CANDELA DISTRIBUTION*



PHOTOMETRICS - COEFFICIENTS OF UTILIZATION (ZONAL CAVITY METHOD)*

Coefficients Of Utilization - Zonal Cavity Method

Effective Floor Cavity Reflectance: 20%

RCC %:	80				70				50				30				10				0
RW %:	70	50	30	0	70	50	30	0	50	30	20	10	50	30	20	10	50	30	20	10	0
RCR: 0	1.19	1.19	1.19	1.19	1.16	1.16	1.16	.99	1.11	1.11	1.11	1.06	1.06	1.06	1.01	1.01	1.01	1.01	1.01	.99	
1	1.05	.99	.94	.89	1.02	.97	.92	.78	.92	.88	.84	.88	.85	.82	.84	.82	.79	.77	.75	.73	.71
2	.94	.84	.76	.69	.91	.82	.74	.62	.78	.71	.66	.74	.69	.64	.71	.66	.62	.60	.58	.56	.54
3	.84	.72	.62	.55	.81	.70	.61	.50	.67	.59	.53	.64	.57	.52	.61	.55	.51	.48	.46	.44	.42
4	.76	.62	.52	.45	.74	.61	.51	.41	.58	.50	.43	.56	.48	.43	.53	.47	.42	.39	.37	.35	.33
5	.69	.55	.45	.37	.67	.54	.44	.35	.51	.43	.36	.49	.42	.36	.47	.40	.35	.33	.31	.29	.27
6	.64	.49	.39	.32	.62	.48	.38	.30	.46	.37	.31	.44	.36	.31	.42	.35	.30	.28	.26	.24	.22
7	.59	.44	.34	.27	.57	.43	.34	.26	.41	.33	.27	.40	.32	.26	.38	.31	.26	.24	.22	.20	.18
8	.54	.40	.30	.24	.53	.39	.30	.23	.37	.29	.23	.36	.29	.23	.35	.28	.23	.21	.19	.17	.15
9	.51	.36	.27	.21	.49	.35	.27	.20	.34	.26	.21	.33	.26	.21	.32	.25	.20	.18	.16	.14	.12
10	.47	.33	.25	.19	.46	.32	.24	.18	.31	.24	.19	.30	.23	.18	.29	.23	.18	.16	.14	.12	.10

LIGHT DISTRIBUTION SIMULATION



The attached data is provided to assist users in making lighting decisions based on various assumptions, factors and methods. Resources and efforts have been put in place to account for the data and the development of this tool however STANDARD does not warrant or guarantee that the results obtained will be accurate under actual use conditions. A lighting layout is recommend to ensure the proper light levels are attained to satisfy the demand of the application. Data is based upon tests performed in a controlled environment and representative of relative performance. Actual performance can vary depending on operating conditions. Specifications are subject to change without notice.

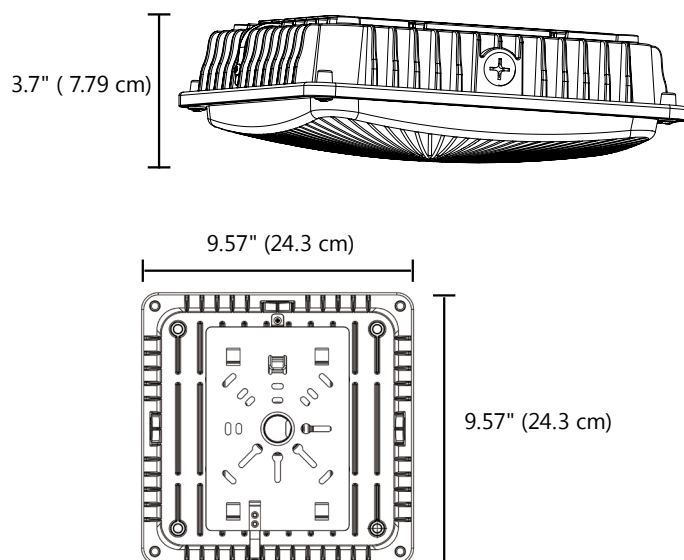
ORDERING INFORMATION

Order code: 64844
 Description: LKAN/65W/40K/347V/BRZ/CL/STD
 UPC: 69549648449
 Case quantity: 1
 Luminaire description: LED Garage & Canopy Luminaire

DIMENSIONS

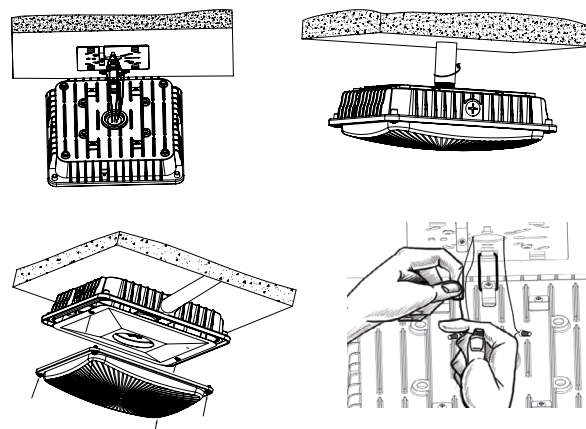
Length: 9.57" (24.3 cm)
 Width: 9.57" (24.3 cm)
 Depth: 3.7" (7.79 cm)
 Weight: 6.17 lbs (2.8 kg)

TECHNICAL DRAWINGS



Easy mount and clip installation

The LKAN series is equipped with a universal quick-mount plate that meets industry wet location standards. The hinged tether frees up your hands to facilitate an easy and quick wiring.



WARNINGS

- Installation and maintenance must be performed by licensed electricians only.
- To avoid risk of electric shock, make sure to turn off main power switch prior to installation or maintenance.
- Must be installed in compliance with Canadian Electrical Code in Canada or National Electrical Code (NEC) in the US.
- Make sure input voltage and frequency are compatible with the fixture. Check installation guide for power requirements prior to installation.

WARNING – Risk of electric shock. Suitable for damp locations.

Qty	Description	Price

I accept the specifications of the luminaire configuration mentioned above.

Name: _____

Company: _____

Signature: _____

Date: _____

The attached data is provided to assist users in making lighting decisions based on various assumptions, factors and methods. Resources and efforts have been put in place to account for the data and the development of this tool however STANDARD does not warrant or guarantee that the results obtained will be accurate under actual use conditions. A lighting layout is recommend to ensure the proper light levels are attained to satisfy the demand of the application Data is based upon tests performed in a controlled environment and representative of relative performance. Actual performance can vary depending on operating conditions. Specifications are subject to change without notice.

STANDARD®