

## FastCAM® Pre-Polished Connectors

### APPLICATION

FastCAM connectors are pre-polished, field-installable connectors that eliminate the need for hand polishing, bonding, or epoxy in the field. They are available in LC, SC, SC/APC, or ST, single-mode or multimode (OM1, OM2, OM3/4, or OS2) configurations. Connectors can be terminated on 250 or 900 μm buffered fiber and/or 2 or 3 mm jacketed fiber. All connectors allow verification of optical continuity, by use of the visual fault locator (VFL). FastCAM connectors are designed for premise environments, patch panels, and rapid repair/replacement requirements, as well as data centers and applications requiring fast network deployment.

### SPECIFICATION

The FastCAM mechanical fiber optic connector shall meet or exceed the requirements described in ANSI/TIA-568-D and 604 standards. Connector shall be pre-polished and field-installable to eliminate the need for hand polishing, bonding, or epoxy in the field. Connector shall be available in LC, SC, SC/APC, or ST, single-mode or multimode (OM1, OM2, OM3/4, or OS2) configurations terminated on 250 or 900 μm buffered fiber and 2 or 3 mm jacketed fiber. Maximum connector insertion loss shall be no greater than 0.5 dB (0.6 dB for SC/APC), with an average of 0.1 dB (multimode) and 0.2 dB (single-mode or 0.3 dB for SC/APC). Typical connector return loss shall be 25 dB (multimode) and 55 dB (single-mode or 65 dB for SC/APC). All versions shall allow continuity to be verified by use of a visual fault locator (VFL).

### FEATURES

- Precision mechanical splice termination
- Fast and easy to install (less than one minute)
- No polishing, epoxy curing, consumables
- No proprietary tools
- Low insertion-loss connection
- Uses proven, molded v-groove technologies
- Allows optical continuity to be verified by use of visual fault locator (VFL)
- Includes 900 μm, 2 mm, and 3 mm boots
- SC/APC has an internal angled cleave for optimal return loss performance

### COUNTRY OF ORIGIN

Mexico (LC, SC, ST)

Japan (SC/APC)



FastCAM SC  
OM3 Connector



FastCAM SC/APC  
OS2 Connector



FastCAM LC  
OM2 Connector



FastCAM ST  
OM1 Connector

### DESIGN CONSIDERATIONS

- Multimode and single-mode versions
- Precision, pre-radiused zirconia ferrules
- 900 μm or 250 μm buffered cable termination for SC, LC, and ST
- 2 or 3 mm jacketed cable
- Physical contact (PC) polish for multimode
- Ultra physical contact (UPC) polish for single-mode
- Angled physical contact (APC) polish for single-mode
- Not recommended for termination in outside plant applications/installations
- Precision cleavers are required for all FastCAM connectors\*
- LC, SC, and ST UPC connectors require a 0-degree cleave with a maximum angle of 2 degrees for multimode and 1 degree for single-mode fibers
- SC/APC connectors require a maximum cleaving angle of 8 degrees ± 1 degree
- Visual fault locator is recommended for use to verify the optical continuity of the FastCAM connector

\* Leviton High-Precision Flat Cleaver (49886-LNX) and High-Precision Angled Cleaver (49886-APC).

### STANDARDS COMPLIANCE

ANSI/TIA-568.3-D performance requirements  
ANSI/TIA-604-2 (ST), -3 (SC), -10A (LC) Connector Interchangeability  
IEC 61300-2-44, Flexing of strain relief test: 5N, 50 cycles  
IEC 61300-2-2, Mating durability: 200 cycles  
IEC 61300-2-1, Vibration: 10Hz to 55Hz  
IEC 61300-2-18, Dry heat: 70° C for 96 hours  
IEC 61300-2-22, Temperature Cycle: -25° to 70° C for 12 cycles

### WARRANTY INFORMATION

For a copy of Leviton product warranties, visit [Leviton.com/warranty](http://Leviton.com/warranty)

#### Leviton Network Solutions

2222 - 222nd St. SE  
Bothell, WA 98021-4416

tel 1-800-824-3005  
tel +1-425-486-2222  
[appeng@leviton.com](mailto:appeng@leviton.com)  
[www.leviton.com](http://www.leviton.com)

**Asia / Pacific**  
T +1.631.812.6228  
E [infoasean@leviton.com](mailto:infoasean@leviton.com)

**Europe**  
T +44.0.1592.772124  
E [customerserviceeu@leviton.com](mailto:customerserviceeu@leviton.com)

**Canada**  
T +1.514.954.1840  
E [pcservice@leviton.com](mailto:pcservice@leviton.com)

**Mexico**  
T +52.55.5082.1040  
E [lsmarketing@leviton.com](mailto:lsmarketing@leviton.com)

**Caribbean**  
T +1.954.593.1896  
E [infocaribbean@leviton.com](mailto:infocaribbean@leviton.com)

**Middle East & Africa**  
T +971.4.247.9800  
E [lmeinfo@leviton.com](mailto:lmeinfo@leviton.com)

**China**  
T +852.2774.9876  
E [infochina@leviton.com](mailto:infochina@leviton.com)

**South Korea**  
T +82.2.3273.9963  
E [infokorea@leviton.com](mailto:infokorea@leviton.com)

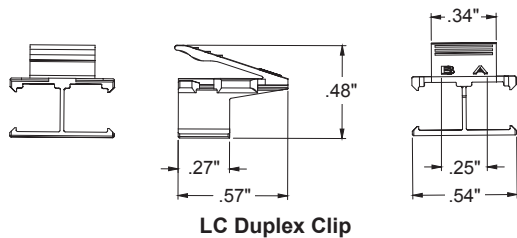
**Colombia**  
T +57.1.743.6045  
E [infocolombia@leviton.com](mailto:infocolombia@leviton.com)

**ELECTRONIC FILES**

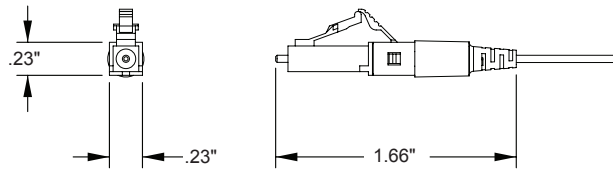
For CAD files, typical specs, or technical drawings (.DXF, .DWG), visit [www.leviton.com](http://www.leviton.com).

**Performance Specifications**

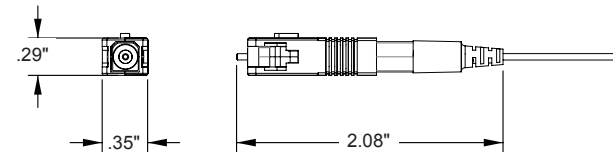
Parameter	Value
Insertion Loss (Multimode)	Typical: 0.1 dB; Max: 0.5 dB
Insertion Loss (Single-Mode)	Typical: 0.2 dB; Max: 0.5 dB
Insertion Loss (Single-Mode SC/APC)	Typical: 0.3 dB; Max: 0.6 dB
Return Loss (Multimode)	Typical: 25 dB
Return Loss (Single-Mode)	Typical: 55 dB
Return Loss (Single-Mode SC/APC)	Typical: 65 dB
Operating Temperature:	-40° C to +75° C



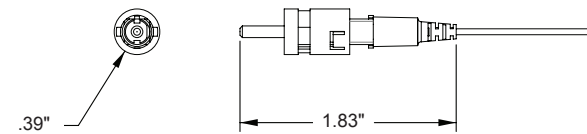
LC Duplex Clip



LC Connector



SC Connector



ST Connector

49991-XXX

**Leviton FastCAM® Connectors**

Description	Part No.
FastCAM LC OM1, beige	49991-MLC
FastCAM LC OM2, black	49991-5LC
FastCAM LC OM3/4, aqua	49991-LLC
FastCAM LC OS2, blue	49991-SLC
FastCAM SC OM1, beige	49991-MSC
FastCAM SC OM2, black	49991-5SC
FastCAM SC OM3/4, aqua	49991-LSC
FastCAM SC OS2, blue	49991-SSC
FastCAM SC/APC OS2, green	49991-ASC
FastCAM ST OM1, beige	49991-MST
FastCAM ST OM2, black	49991-5ST
FastCAM ST OM3/4, aqua	49991-LST
FastCAM ST OS2, blue	49991-SST
FastCAM LC Duplex Clip (pack of 6), Clear	49991-CLP

**Leviton FastCAM Installation Kits and Tools**

Description	Part No.
FastCAM Tool Kit w/ Opt-X® Fiber cleaver, work tray and gooseneck LED	49800-LAK
FastCAM Tool Kit w/ Opt-X Fiber Cleaver	49800-MSK
Visual Fault Locator (VFL)	49886-VFL
Opt-X Fiber Cleaver	49886-LNX
Gooseneck LED (use with Opt-X Fiber Cleaver)	49886-LGN
Work Tray (use with Cleaver)	49886-LNT
APC Angled Cleaver	49886-APC



**Leviton Network Solutions**  
2222 - 222nd St. SE  
Bothell, WA 98021-4416

**Asia / Pacific**  
T +1.631.812.6228  
E [infoasean@leviton.com](mailto:infoasean@leviton.com)

**Canada**  
T +1.514.954.1840  
E [pcservice@leviton.com](mailto:pcservice@leviton.com)

**Caribbean**  
T +1.954.593.1896  
E [infocaribbean@leviton.com](mailto:infocaribbean@leviton.com)

**China**  
T +852.2774.9876  
E [infochina@leviton.com](mailto:infochina@leviton.com)

**Colombia**  
T +57.1.743.6045  
E [infocolombia@leviton.com](mailto:infocolombia@leviton.com)

tel 1-800-824-3005  
tel +1-425-486-2222  
[appeng@leviton.com](mailto:appeng@leviton.com)  
[www.leviton.com](http://www.leviton.com)

**Europe**  
T +44.0.1592.772124  
E [customerserviceeu@leviton.com](mailto:customerserviceeu@leviton.com)

**Mexico**  
T +52.55.5082.1040  
E [lsmarketing@leviton.com](mailto:lsmarketing@leviton.com)

**Middle East & Africa**  
T +971.4.247.9800  
E [lmeinfo@leviton.com](mailto:lmeinfo@leviton.com)

**South Korea**  
T +82.2.3273.9963  
E [infokorea@leviton.com](mailto:infokorea@leviton.com)