


Rigid conduit

Couplings and locknuts

Couplings




	Cat. no.	Trade size (in.)	
		EMT	Rigid
EMT / rigid couplings (zinc alloy)			
	CI5164	½	½
	CI5166	¾	¾
	CI5168	1	1

CI5164 / CI5168

Concrete-tight



	Cat. no.	Trade size (in.)
3-piece couplings (machined steel – zinc galvanized)		
	CI7904	½
	CI7906	¾
	CI7908	1
	CI7910	1¼
	CI7912	1½
	EK-406	2

CI7904 / CI7912



CI1704 / CI1748*



CI1703-PL / CI1706-PL



LN-201 / LN-210



CI1704-AL / CI1732-AL



CI1704-SL / CI1732-SL

Locknuts




Cat. no.					Trade size (in.)
	Steel	Aluminum	Nylon	Sealing	
Locknuts					
–	–	CI1703-PL	–	–	¾
CI1704*	CI1704-AL	CI1704-PL	CI1704-SL	LN-201	½
CI1706*	CI1706-AL	CI1706-PL	CI1706-SL	LN-202	¾
CI1708*	CI1708-AL	–	CI1708-SL	LN-203	1
CI1710*	CI1710-AL	–	CI1710-SL	LN-204	1¼
CI1712*	CI1712-AL	–	CI1712-SL	LN-205	1½
CI1716*	CI1716-AL	–	CI1716-SL	LN-206	2
CI1720*	CI1720-AL	–	CI1720-SL	LN-207	2½
CI1724*	CI1724-AL	–	CI1724-SL	LN-208	3
CI1728*	CI1728-AL	–	CI1728-SL	LN-209	3½
CI1732*	CI1732-AL	–	CI1732-SL	LN-210	4
CI1740*	–	–	–	–	5
CI1748*	–	–	–	–	6

* cULus Listed

Rigid conduit

Bushings





	Cat. no.	Trade size (in.)
Reducing bushings – NPS (steel)		
	CIRB6R4	3/4 x 1/2
	CIRB8R4	1 x 1/2
	CIRB8R6	1 x 3/4
	CIRB10R4	1 1/4 x 1/2
	CIRB10R6	1 1/4 x 3/4
	CIRB10R8	1 1/4 x 1
	CIRB12R4	1 1/2 x 1/2
	CIRB12R6	1 1/2 x 3/4
	CIRB12R8	1 1/2 x 1
	CIRB12R10	1 1/2 x 1 1/4
	CIRB16R4	2 x 1/2
	CIRB16R6	2 x 3/4
	CIRB16R8	2 x 1
	CIRB16R10	2 x 1 1/4
CIRB16R12	2 x 1 1/2	
Conduit bushings (zinc die cast)		
	BU-201	1/2
	BU-202	3/4
	BU-203	1
	BU-204	1 1/4
	BU-205	1 1/2
	BU-206	2
	BU-207	2 1/2
	BU-208	3
	BU-209	3 1/2
	BU-210	4

CIRB6R4 / CIRB16R12

BU-201 / BU-210




	Cat. no.	Trade size (in.)
Insulated metallic bushings (aluminum)		
	CI2404*	1/2
	CI2406*	3/4
	CI2408	1
	CI2410	1 1/4
	CI2412	1 1/2
	CI2416	2
	CI2420	2 1/2
	CI2424	3
	CI2428	3 1/2
	CI2432	4
	CI2440	5
Plastic bushings		
	CI2704	1/2
	CI2706	3/4
	CI2708	1
	CI2710	1 1/4
	CI2712	1 1/2
	CI2716	2
	CI2720	2 1/2
	CI2724	3
	CI2728	3 1/2
	CI2732	4
	CI2740	5
CI2748	6	

CI2404 / CI2440

CI2704 / CI2748
Rated 105°C

* Models CI2404 and CI2406 are in zinc






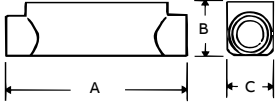



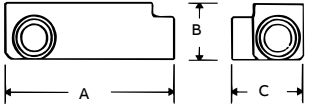
	Cat. no.	Trade size (in.)	Ground wire size (AWG)
Insulated grounding bushings (aluminum)			
	CI2604	1/2	14-6
	CI2606	3/4	14-6
	CI2608	1	14-6
	CI2610	1 1/4	14-4
	CI2612	1 1/2	14-4
	CI2616	2	6-1/0
	CI2620	2 1/2	6-1/0
	CI2624	3	2-4/0
	CI2628	3 1/2	2-4/0
	CI2632	4	2-4/0

CI2604 / CI2632
With solid copper lug

Rigid conduit

Pull elbows and conduit fittings



	Cat. no.	Trade size (in.)	Dimensions (in.)		
			A	B	C
Pull elbows, rigid to box (zinc alloy)					
	CI7204	½	1 ⁵ / ₁₆	1 ¹ / ₈	–
	CI7206	¾	1 ⁵ / ₈	1 ⁵ / ₁₆	–
CI7204 / CI7206 Zinc die cast locknut					
Pull elbows, rigid to rigid (zinc alloy)					
	CI7304	½	1 ⁵ / ₁₆	1 ¹ / ₈	–
	CI7306	¾	1 ⁷ / ₁₆	1 ⁵ / ₁₆	–
	CI7304-G	½	1 ⁵ / ₁₆	1 ¹ / ₈	–
	CI7306-G	¾	1 ⁷ / ₁₆	1 ⁵ / ₁₆	–
	CI7308-G	1	2	1 ⁵ / ₈	–
	CI7310-G	1 ¹ / ₄	2 ¹ / ₄	2	–
CI7304 (-G) / CI7310 (-G) -G: with gasket					
Rigid conduit fittings – “C” type (cast aluminum)					
	CICA-1/2	½	4 ⁷ / ₈	1 ³ / ₈	1 ³ / ₈
	CICA-3/4	¾	5 ⁵ / ₁₆	1 ¹ / ₂	1 ⁷ / ₁₆
	CICA-1	1	6 ¹ / ₂	1 ³ / ₄	1 ³ / ₄
	CICA-1-1/4	1 ¹ / ₄	8 ⁵ / ₈	1 ¹⁵ / ₁₆	2 ¹ / ₂
	CICA-1-1/2	1 ¹ / ₂	8 ⁵ / ₈	2 ¹¹ / ₁₆	2 ¹ / ₂
	CICA-2	2	10 ¹⁵ / ₁₆	3	3 ³ / ₁₆
	CICA-2-1/2	2 ¹ / ₂	12 ³ / ₄	5 ¹ / ₈	4 ¹ / ₄
	CICA-3	3	12 ³ / ₄	5 ¹ / ₈	4 ¹ / ₄
	CICA-3-1/2	3 ¹ / ₂	15	6 ¹ / ₂	5 ¹ / ₄
	CICA-4	4	15	6 ¹ / ₂	5 ¹ / ₄
CICA-1/2 / CICA-2 CICA-2-1/2 / CICA-4					
					
Rigid conduit fittings – “LRL” type (cast aluminum)					
	CILRL-1/2	½	4 ⁷ / ₁₆	1 ¹¹ / ₁₆	2 ¹ / ₈
	CILRL-3/4	¾	5 ⁵ / ₁₆	1 ⁷ / ₈	2 ¹ / ₄
	CILRL-1	1	6	2 ³ / ₁₆	2 ¹ / ₂
	CILRL-1-1/4	1 ¹ / ₄	7 ¹⁵ / ₁₆	2 ³ / ₄	3 ¹ / ₂
	CILRL-1-1/2	1 ¹ / ₂	7 ¹⁵ / ₁₆	3 ¹ / ₄	3 ¹ / ₂
	CILRL-2	2	10 ³ / ₁₆	3 ¹¹ / ₁₆	4 ¹ / ₈
CILRL-1/2 / CILRL-2 Supplied with 2 covers					
Rigid conduit fittings – “LL” type (cast aluminum)					
	CILL-2-1/2	2 ¹ / ₂	12 ³ / ₄	5 ¹ / ₈	5 ³ / ₄
	CILL-3	3	12 ³ / ₄	5 ¹ / ₈	5 ³ / ₄
	CILL-3-1/2	3 ¹ / ₂	14 ³ / ₈	6 ¹ / ₄	6 ³ / ₄
	CILL-4	4	14 ³ / ₈	6 ¹ / ₄	6 ³ / ₄
CILL-2-1/2 / CILL-4					
Rigid conduit fittings – “LR” type (cast aluminum)					
	CILR-2-1/2	2 ¹ / ₂	12 ³ / ₄	5 ¹ / ₈	5 ³ / ₄
	CILR-3	3	12 ³ / ₄	5 ¹ / ₈	5 ³ / ₄
	CILR-3-1/2	3 ¹ / ₂	14 ³ / ₈	6 ¹ / ₄	6 ³ / ₄
	CILR-4	4	14 ³ / ₈	6 ¹ / ₄	6 ³ / ₄
CILR-2-1/2 / CILR-4					
					

Gaskets and covers are included with all rigid conduit fittings
CICA-1/2 to CICA-2 and all CILRL are also suitable for use with EMT conduit

Rigid conduit

Conduit fittings and accessories



Cat. no.	Trade size (in.)	Dimensions (in.)			
		A	B	C	
Rigid conduit fittings – “LB” type (cast aluminum)					
	CILBA-1/2	1/2	4 5/16	1 1/2	1 3/8
	CILBA-3/4	3/4	4 15/16	1 7/8	1 3/8
	CILBA-1	1	6 1/16	2 1/16	1 13/16
	CILBA-1-1/4	1 1/4	7 7/8	2 15/16	2 1/2
	CILBA-1-1/2	1 1/2	7 7/8	3 1/16	2 1/2
	CILBA-2	2	10	3 3/4	3 3/16
	CIELBA-2-1/2	2 1/2	13 3/8	5 1/4	5 1/8
	CIELBA-3	3	13 3/8	5 1/4	5 1/8
	CIELBA-3-1/2	3 1/2	16 1/8	6 11/16	5 7/8
	CIELBA-4	4	16 1/8	6 11/16	5 7/8

Cat. no.	Trade size (in.)	Dimensions (in.)			
		A	B	C	
Rigid conduit fittings – “T” type (cast aluminum)					
	CITA-1/2	1/2	4 7/8	1 3/8	2 1/16
	CITA-3/4	3/4	5 9/16	1 3/4	2 1/8
	CITA-1	1	6 1/2	2	2 1/2
	CITA-1-1/4	1 1/4	8 11/16	2 5/8	3 1/2
	CITA-1-1/2	1 1/2	8 11/16	3	3 3/16
	CITA-2	2	10 7/8	3 1/4	4 3/16
	CITA-2-1/2	2 1/2	12 2/8	6 3/8	5 3/4
	CITA-3	3	12 2/8	6 3/8	5 3/4
	CITA-3-1/2	3 1/2	14 7/8	7 7/8	6 3/4
	CITA-4	4	14 7/8	7 7/8	6 3/4

Cat. no.	Trade size (in.)	Dimensions (in.)			
		A	B	C	
Rigid conduit fittings – “TB” type (cast aluminum)					
	CITBA-1/2	1/2	4 3/8	1 3/8	1 3/8
	CITBA-3/4	3/4	5 1/8	2 1/8	1 9/16
	CITBA-1	1	6	2 1/2	1 13/16
	CITBA-1-1/4	1 1/4	8 3/8	3 1/2	2 1/2
	CITBA-1-1/2	1 1/2	8 3/8	3 1/2	2 1/2
	CITBA-2	2	10 1/4	4 5/16	3 3/8

Gaskets and covers are included with all rigid conduit fittings
 CILBA and CITA-1/2 to CITA-2 are also suitable for use with EMT conduit



Cat. no.	Trade size (in.)	
Blank covers for aluminum conduit fittings (stamped aluminum)		
	CIBC-1/2	1/2
	CIBC-3/4	3/4
	CIBC-1	1
	CIBC-1-1/4	1 1/4
	CIBC-2	2

For 1 1/2 inch, use CIBC-1-1/4
 Screws not included





Cat. no.	Trade size (in.)	
Gaskets for aluminum conduit fittings (neoprene)		
	CIG-1/2	1/2
	CIG-3/4	3/4
	CIG-1	1
	CIG-1-1/4	1 1/4
	CIG-2	2

For 1 1/2 inch, use CIBC-1-1/4

Rigid conduit

Accessories



	Cat. no.	Trade size (in.)
Reducing washers (steel)		
 <p>CI6R4 / CI24R20</p>	WA-110 *	½ x ¾
	CI6R4	¾ x ½
	CI8R4	1 x ½
	CI8R6	1 x ¾
	CI10R4	1¼ x ½
	CI10R6	1¼ x ¾
	CI10R8	1¼ x 1
	CI12R4	1½ x ½
	CI12R6	1½ x ¾
	CI12R8	1½ x 1
	CI12R10	1½ x 1¼
	CI16R4	2 x ½
	CI16R6	2 x ¾
	CI16R8	2 x 1
	CI16R10	2 x 1¼
	CI16R12	2 x 1½
	CI20R4	2½ x ½
	CI20R6	2½ x ¾
	CI20R8	2½ x 1
	CI20R10	2½ x 1¼
	CI20R12	2½ x 1½
	CI20R16	2½ x 2
	CI24R4	3 x ½
	CI24R6	3 x ¾
	CI24R8	3 x 1
	CI24R10	3 x 1¼
	CI24R12	3 x 1½
CI24R16	3 x 2	
CI24R20	3 x 2½	
Knockout closures (steel)		
 <p>CI3504* / CI3516*</p>	CI3504 *	½
	CI3506 *	¾
	CI3508 *	1
	CI3510 *	1¼
	CI3512 *	1½
	CI3516 *	2

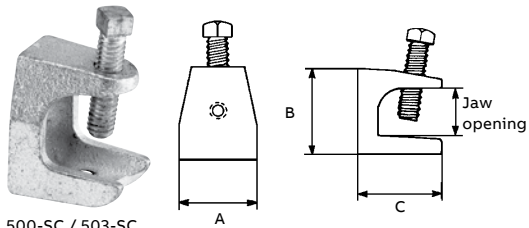
* Not CSA certified

Rigid conduit

Accessories



Cat. no.	Trade size (in.)	Jaw opening (in.)	Tap base and back	Dimensions (in.)		
				A	B	C
Beam clamps (malleable iron)						
500-SC	¼ NC	15/16	¼-20	1	1¼	17/16
501	5/16 NC	7/8	5/16-18	1 9/16	1 1/16	1 11/16
502	¾ NC	1	¾-16	2	1 7/8	1 ¾
503-SC	½ NC	1	½-13	2 ½	2 3/8	2 3/8



500-SC / 503-SC



Cat. no.	Trade size (in.)
RCS type beam clamps (steel)	
RCS-1/2	½
RCS-3/4	¾
RCS-1	1
RCS-1-1/4	1¼
RCS-1-1/2	1½
RCS-2	2
PC type beam clamps (malleable iron)	
PC-3/8	3/8
PC-1/2	½
PC-3/4	¾
PC-1	1
PC-1-1/4	1¼
PC-1-1/2	1½
PC 2SC	2
PC-2-1/2	2½
PC-3	3
PC-3-1/2	3½
PC-4	4



RCS-1/2 / RCS-2



PC-3/8 / PC-4



Cat. no.	Trade size (in.)
EC type beam clamps (malleable iron)	
EC-1/2	½
EC-3/4	¾
EC-1	1
EC-1-1/4	1¼
EC-1-1/2	1½
EC-2	2
EC-2-1/2	2½
EC-3	3
RC type beam clamps (malleable iron)	
RC-1/2	½
RC-3/4	¾
RC-1	1
RC-1-1/4	1¼
RC-1-1/2	1½
RC-2-SC	2
RC-2-1/2	2½
RC-3	3
RC-3-1/2	3½
RC-4-SC	4



EC-1/2 / EC-3



RC-1/2 / RC-4-SC

Rigid conduit

Accessories




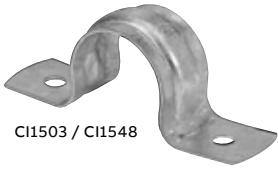
	Cat. no.	Trade size (in.)
Insulated conduit nipples (zinc alloy)		
 <p>HA-801 / HA-810</p>	HA-801	½
	HA-802	¾
	HA-803	1
	HA-804	1¼
	HA-805	1½
	HA-806	2
	HA-807	2½
	HA-808	3
	HA-809	3½
	HA-810	4
Conduit nipples (zinc alloy)		
 <p>CI8004 / CI8008 HA-204 / HA-210</p>	CI8004	½
	CI8006	¾
	CI8008	1
	HA-204	1¼
	HA-205	1½
	HA-206	2
	HA-207	2½
	HA-208	3
	HA-209	3½
	HA-210	4
¾" offset nipples (zinc alloy)		
 <p>CI8104 / CI8116</p>	CI8104	½
	CI8106	¾
	CI8108	1
	CI8110	1¼
	CI8112	1½
	CI8116	2
Flange plates		
 <p>FP-401 / FP-406</p>	FP-401 *	½
	FP-402 *	¾
	FP-403 *	1
	FP-404 *	1¼
	FP-405 *	1½
	FP-406 *	2

* Not CSA certified


Rigid conduit

Accessories and entrance heads




	Cat. no.	Trade size (in.)	Max. EMT dia. (in.)	Hole size (in.)
One-hole rigid straps (galvanized steel)				
 CI1203 / CI1216	CI1203	3/8	0.68	1/4
	CI1204	1/2	0.84	1/4
	CI1206	3/4	1.05	1/4
	CI1208	1	1.32	5/16
	CI1210	1 1/4	1.66	7/16
	CI1212	1 1/2	1.90	7/16
	CI1216	2	2.38	9/16
Two-hole rigid straps (galvanized steel)				
 CI1503 / CI1548	CI1503	3/8	0.68	3/16
	CI1504	1/2	0.84	3/16
	CI1506	3/4	1.05	3/16
	CI1508	1	1.32	3/16
	CI1510	1 1/4	1.66	1/4
	CI1512	1 1/2	1.90	1/4
	CI1516	2	2.38	9/32
	CI1520	2 1/2	2.88	3/8
	CI1524	3	3.50	3/8
	CI1528	3 1/2	4.00	1/2
	CI1532	4	4.50	1/2
	CI1540	5	5.56	1/2
	CI1548	6	6.63	1/2



	Cat. no.	Trade size (in.)
Service entrance heads (Cast aluminum)		
 CIEFA-1/2 / CIEFA-4	CIEFA-1/2	1/2
	CIEFA-3/4	3/4
	CIEFA-1	1
	CIEFA-1-1/4	1 1/4
	CIEFA-1-1/2	1 1/2
	CIEFA-2	2
	CIEFA-2-1/2	2 1/2
	CIEFA-3	3
	CIEFA-3-1/2	3 1/2
	CIEFA-4	4

Consult page 12 for technical specifications



	Cat. no.	Max. flex. conduit dia. (in.)	Hole size (in.)
One-hole double-sided strap (galvanized steel)			
 CI7538	CI7538*	1.05	3/16

* Any combination of 3/8 in., 1/2 in. and 3/4 in. EMT, rigid conduit, flexible conduit or teck cables